

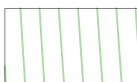
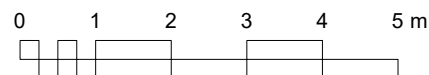


GRADING LEGEND

-  AREA TO BE EXCAVATED TO CREATE A LARGER TERRACE APPROX 21M2
-  AREA TO BE MOUNDED TO CREATE A LARGER LAWN AND BEDS FOR SHRUBS AND NEW TREES - APPROX 4.2M2
-  RAISED TIMBER DECKING ABOVE SCREW PILES

1 Grading Plan
Scale: 1:100



GENERAL NOTES.

This drawing remains the copyright of wareing design limited. All dimensions to be checked prior to commencement of any works, and/or preparation of any shop drawings on site. Any dimensional discrepancies and alterations to be referred to the designer.

DO NOT SCALE FROM THIS DRAWING.



wareing design ltd

+44 (0)7958 956640

will@wareingdesign.co.uk

London

REVISIONS

No.	Date	Notes	By

CLIENT
Emily and Islay Robinson

ADDRESS
3 Crediton Hill
London
NW6 1HT

DRAWN BY
AC

CHECKED BY
WW

PROJECT
3 Crediton Hill, London, NW6 1HT

TITLE
Grading Plan
PLANNING

PROJECT No. 001	DRAWING NUMBER P 005	REV
SCALE 1:100	SIZE A3	DATE 28/01/25