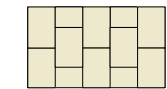
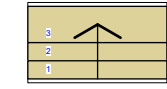









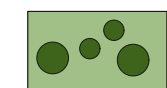


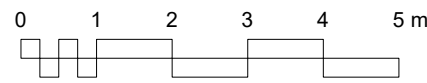
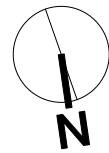


LEGEND

-  Stone paving
-  Stone steps
-  Gravel path with metal edge
-  Composite decking
-  Existing boundary fence with new timber trellis in front
-  Proposed pots
-  New retaining wall
-  Existing neighbouring trees
-  Proposed small /medium garden trees
-  Proposed hedge
-  Lawn
-  Planted beds with clipped shrubs
-  Proposed drainage channel
-  Metal edging

1 Proposed Landscape Plan
Scale: 1:100



GENERAL NOTES.

This drawing remains the copyright of wareing design limited.
All dimensions to be checked prior to commencement of any works, and/or preparation of any shop drawings on site.
Any dimensional discrepancies and alterations to be referred to the designer.

DO NOT SCALE FROM THIS DRAWING.



wareing design ltd
+44 (0)7958 956640
will@wareingdesign.co.uk
London

REVISIONS

No.	Date	Notes	By

CLIENT
Emily and Islay Robinson

ADDRESS
3 Crediton Hill
London
NW6 1HT

DRAWN BY
AC

CHECKED BY
WW

PROJECT
3 Crediton Hill, London, NW6 1HT

TITLE
Proposed Landscape Plan
PLANNING

PROJECT No. 001	DRAWING NUMBER P 002	REV
SCALE 1:100	SIZE A3	DATE 28/01/25