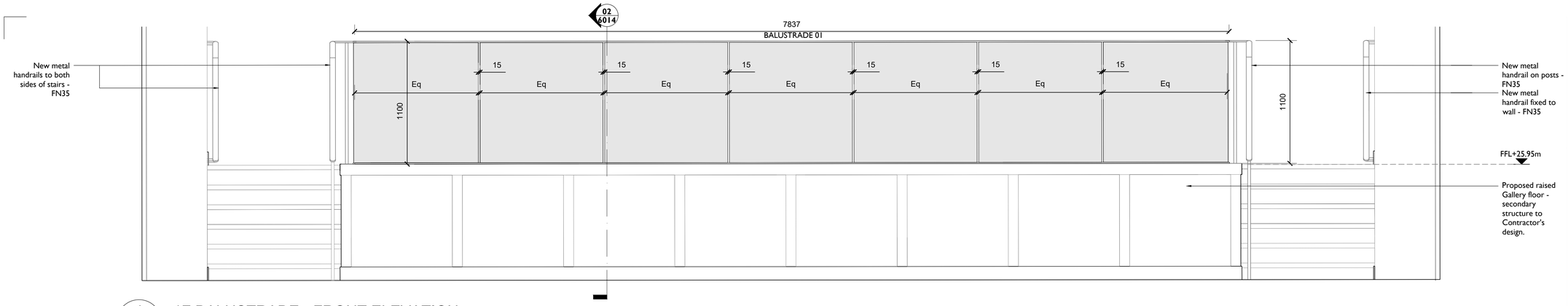

1 6014 1F BALUSTRADE - FRONT ELEVATION
1:20 @ A1

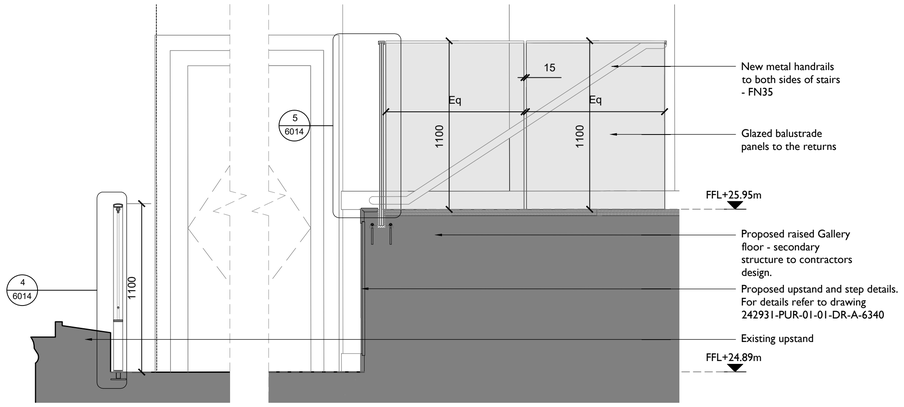

2 6014 1F BALUSTRADE - SECTION
1:20 @ A1

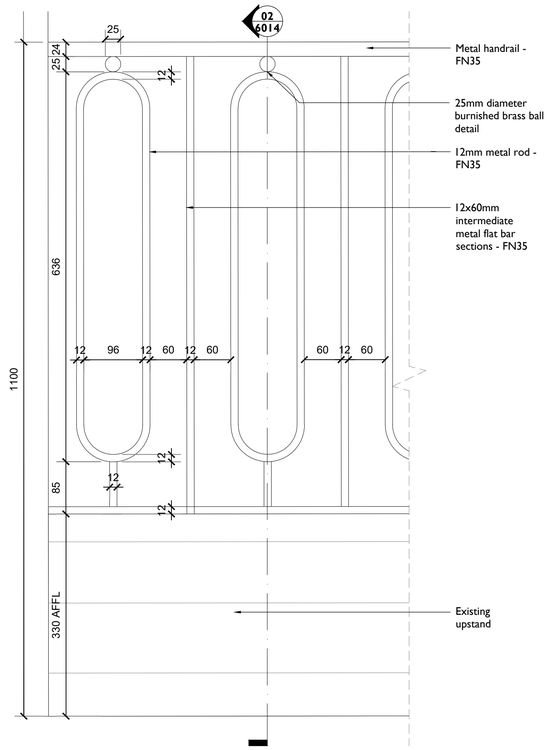

3 6014 BALUSTRADE ELEVATION DETAIL
1:5 @ A1

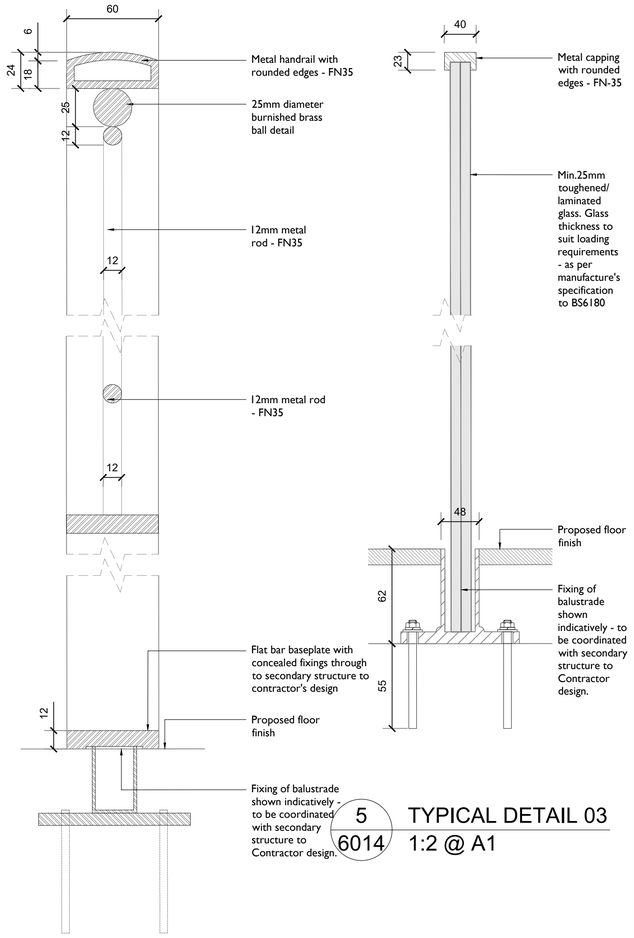

5 6014 TYPICAL DETAIL 03
1:2 @ A1

4 6014 TYPICAL DETAIL 02
1:2 @ A1

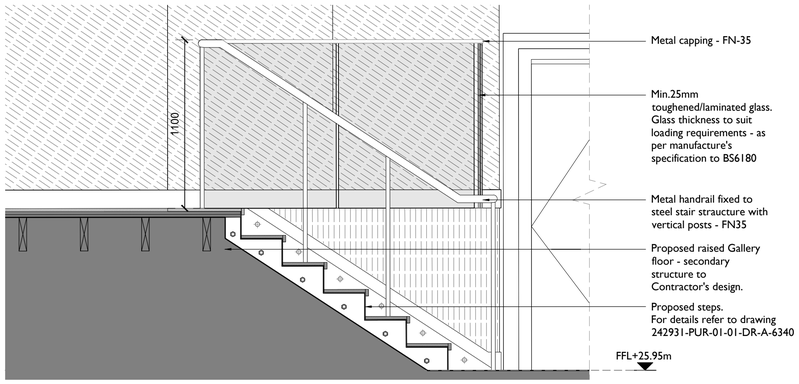

6 6014 1F HANDRAIL - SIDE ELEVATION
1:10 @ A1

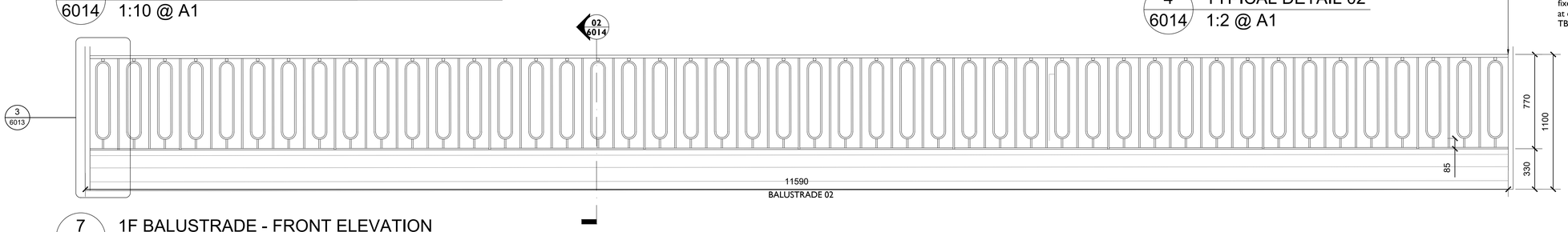

7 6014 1F BALUSTRADE - FRONT ELEVATION
1:20 @ A1

1:20 Scale
0 250mm 500mm 750mm 1 m 2 m

Notes:

Drawings are based on survey data and may not accurately represent what is physically present.

Do not scale from this drawing. All dimensions are to be verified on site before proceeding with the work.

All dimensions are in millimetres unless noted otherwise.

Purcell shall be notified in writing of any discrepancies.

Key Plan
not to scale

Note:
This drawing captures design intent only.
All dimensions are to be checked on site and manufacturer's drawings and loading calculations are to be submitted for approval prior to construction.
Metal & glazed railings and fixings to be designed to meet the loading, deflection and impact requirements set out in BS6180:2011 for installation in 'Areas susceptible to overcrowding - assembly areas'

REV	DATE	BY	CHK	DESCRIPTION
C02	30.08.24	SM	OB	Client design update
C01	14.06.24	SM	NS	STAGE 4 ISSUE

CLIENT
Il Bottaccio

PROJECT
Camden Town Hall Tenant Fitout

JOB NUMBER
242931

PURCELL

TITLE
DETAILS - Camden Centre Balustrade

SIZE A1L **SCALE** 1:20

REV **SUITABILITY/REASON FOR ISSUE**
C01 A4 - Technical Design Approved

DRAWING NUMBER
242931-PUR-01-XX-DR-A-6014

PURCELL® IS THE REGISTERED TRADE NAME FOR PURCELL ARCHITECTURE LTD AND ALL SUBSIDIARY COMPANIES AND IS REGISTERED IN THE UNITED KINGDOM, EUROPEAN UNION, HONG KONG, CHINA AND AUSTRALIA. © PURCELL 2024. www.purcelluk.com