
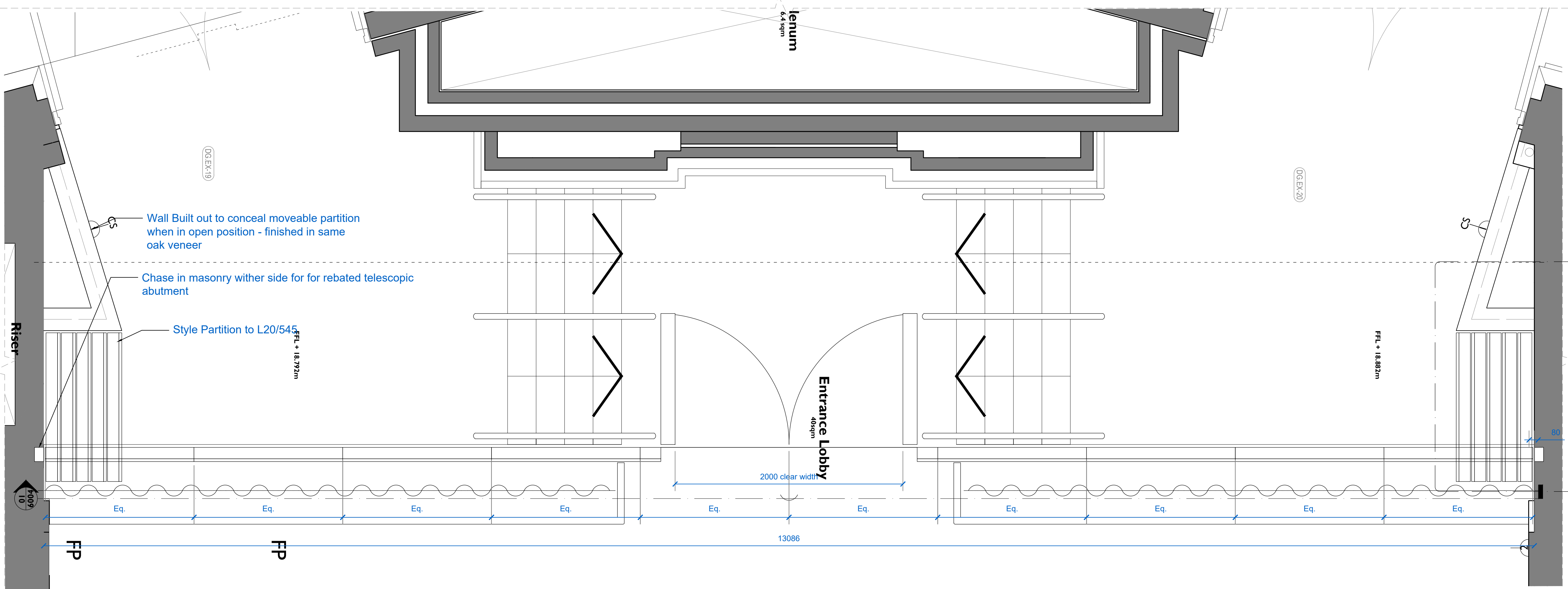
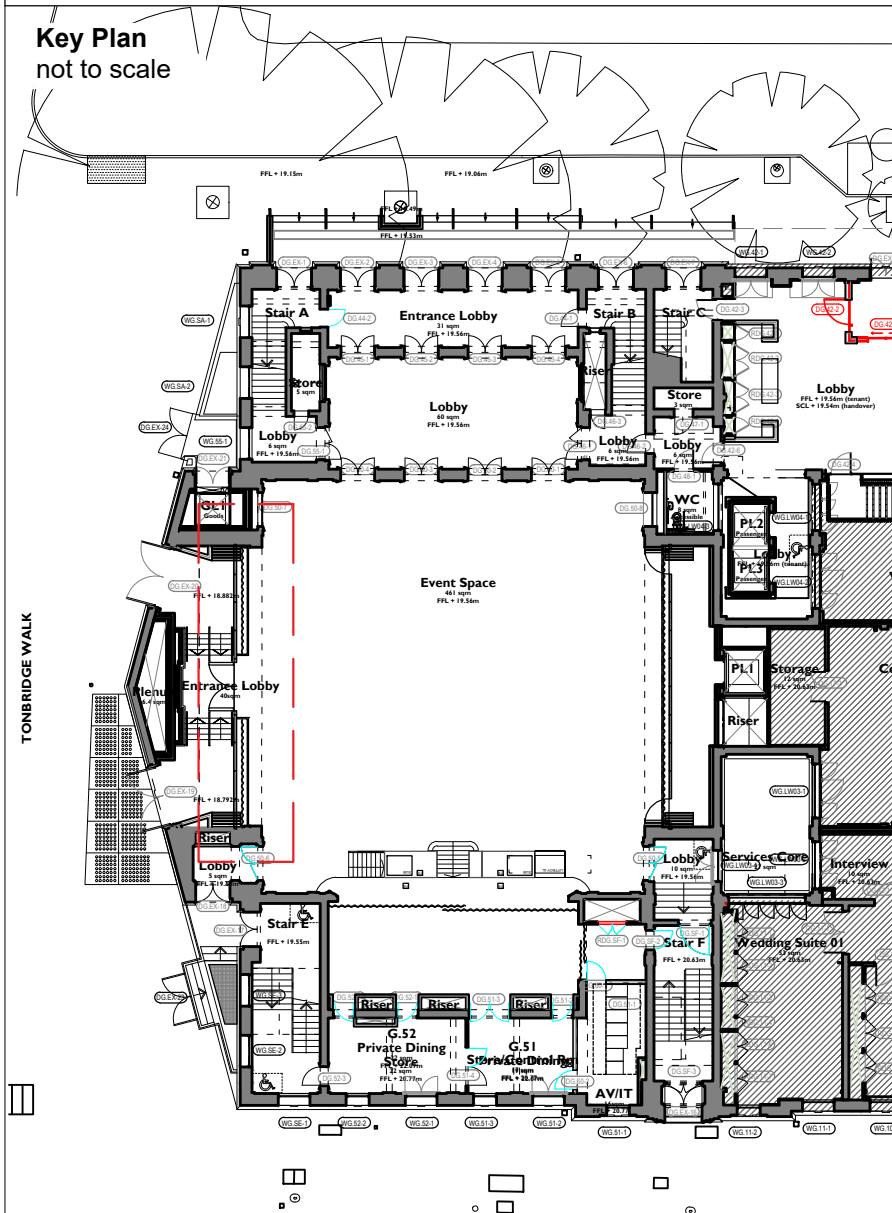


SCREEN 01



1 TW ENTRANCE FOLDING PARTITION ELEVATION
6004 1:20

Notes:
 Drawings are based on survey data and may not accurately represent what is physically present.
 Do not scale from this drawing. All dimensions are to be verified on site before proceeding with the work.
 All dimensions are in millimetres unless noted otherwise.
 Purcell shall be notified in writing of any discrepancies.




2 TW ENTRANCE FOLDING PARTITION PLAN
6004 1:20

REV	DATE	BY	CHK	DESCRIPTION
C01	30.08.24	OB	OB	S4 First Issue

CLIENT
Il Bottaccio

PROJECT
Camden Town Hall Tenant Fitout

JOB NUMBER
242931



TITLE
TONBRIDGE ENTRANCE MOVEABLE PARTITION

SIZE SCALE
A1L 1:500

REV SUITABILITY/REASON FOR ISSUE
S3 - For Review & Comment

DRAWING NUMBER
242931-PUR-01-XX-DR-A-6004

PURCELL® IS THE REGISTERED TRADE NAME FOR PURCELL ARCHITECTURE LTD AND ALL SUBSIDIARY COMPANIES AND IS REGISTERED IN THE UNITED KINGDOM, EUROPEAN UNION, HONG KONG, CHINA AND AUSTRALIA. ©PURCELL 2024. www.purcell.com