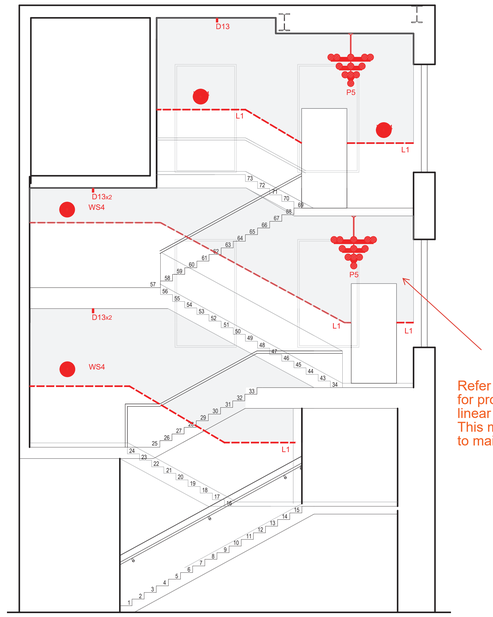

01 Stair Core - E - Elevation
Scale: 1:50

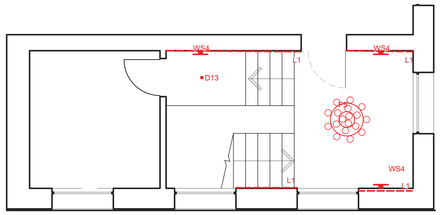

02 Stair Core - E - First Floor Plan
Scale: 1:50

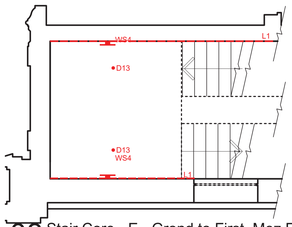

03 Stair Core - E - Grond to First Mez Plan
Scale: 1:50

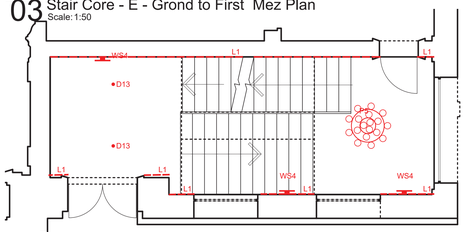

04 Stair Core - E - Grond Floor Plan
Scale: 1:50

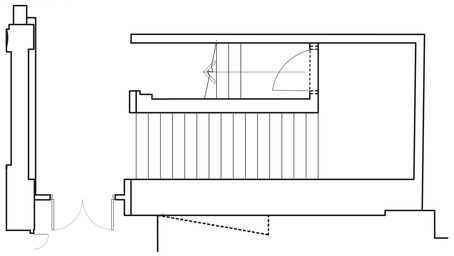

05 Stair Core - E - Basement Plan
Scale: 1:50

Refer to detail 13 of drawing TA1550-DT-03
for proposed concealment of containment and
linear LED integration.
This mitigates the need for stair washer lights
to mainatin the necessary LUX levels

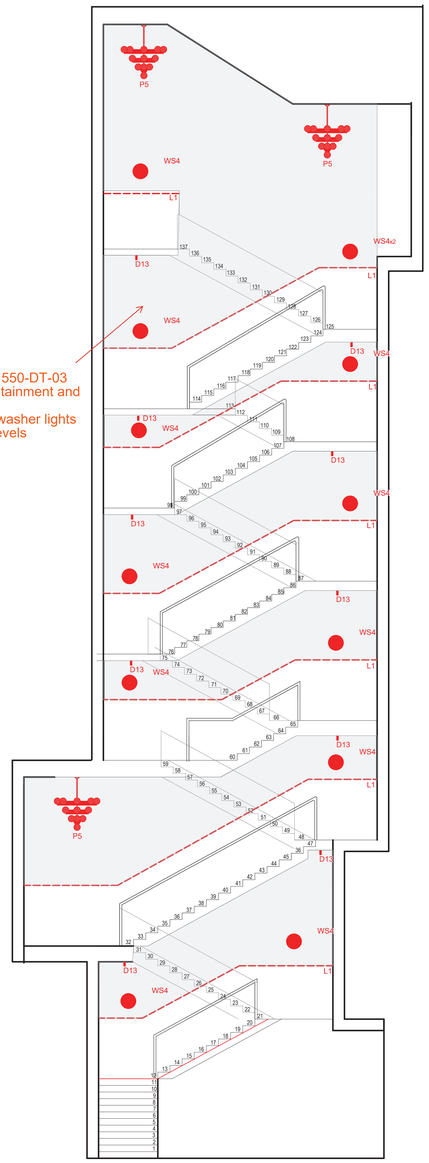

06 Stair Core - F - Elevation
Scale: 1:50

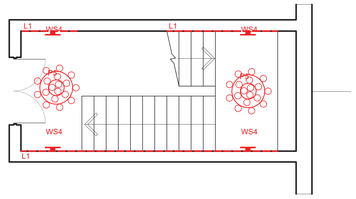

07 Stair Core - F - Second Floor Plan
Scale: 1:50

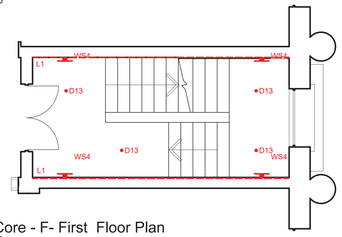

08 Stair Core - F- First Floor Plan
Scale: 1:50

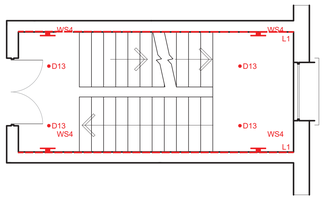

09 Stair Core - F - Grond to First Mez Plan
Scale: 1:50

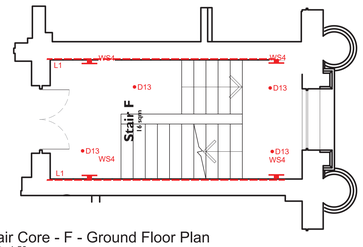

10 Stair Core - F - Ground Floor Plan
Scale: 1:50

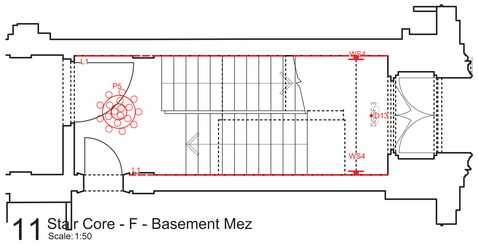

11 Stair Core - F - Basement Mez
Scale: 1:50

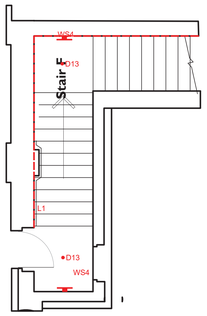

12 Stair Core - F - Basement Plan
Scale: 1:50

This drawing is the property of Technical Arts Ltd. Copyright & Design Right are reserved by them and the drawing is issued on the condition that it is not copied either wholly or in part without the written consent of Technical Arts Ltd. Figured dimensions to take preference over those scaled. All dimensions to be checked on site before commencement of any work or shop drawings. This drawing is to be read with the specification when existing. Any discrepancies should be brought to the attention of the designer.

NOTES:

CLIENT:

PARTNER:

FIT OUT COST CONSULTANT:

SHELL COST CONSULTANT:

INTERIOR DESIGN:

Reason For Issue:	By:	Date:	Revision:
Description...	AM	YY/MM/DD	REV

Project Title:
CAMDEN TOWN HALL

Area:
CAMDEN CENTRE

Drawing Title:
ELEVATIONS 4 of 4

Drawing Number:
TA1550-EL-04

Revision:	R02	Scale:	1:50 @ A0
Drawn by:	AM	Date:	24/12/17
Checked by:	CF		

6B Parkway
Porters Wood
St. Albans
AL3 6PA
UK
www.technical-arts.com

technical ARTS

DETAILED DESIGN