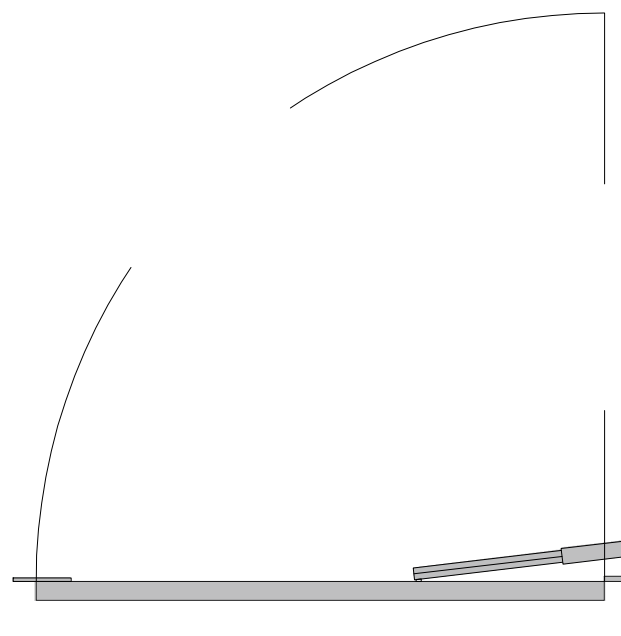
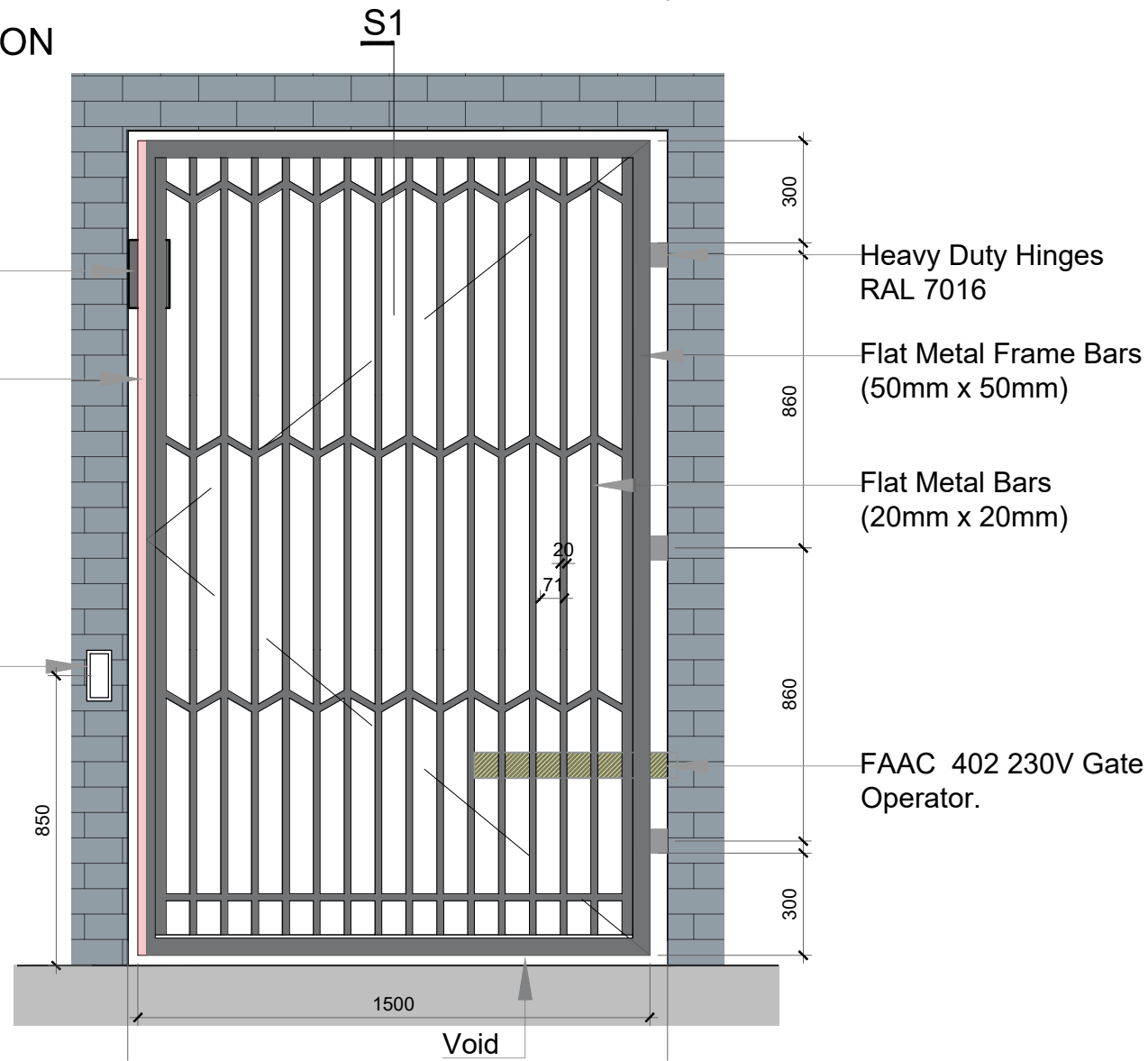


PLAN




ELEVATION



Brand: Bespoke Decorative Metal Gate
 Colour: RAL 7016, Dark Grey,
 Fob operated, Automatic Opening with
 FAAC 402 Gate operator
 Location: South Elevation
 Inward Opening

Scale 1:20

SECTION S1



Scale 1:10

PLANNING

Rev.	Date	Notes
P1	10/01/25	First Issue

ACKMAN ARCHITECTURE + DESIGN
 Web: www.ackman.co.uk
 E-mail: info@ackman.co.uk

Project 1-3 Ferdinand Place, NW1
 Scale 1/10, 1/20@A3 Date 10/01/25
 Drawn By SA

Project No.	Drawing No.	Revision
2412-01	D201-10	P1

Drawing title
 Conditions 3
 Metal Gate- Refuse and Cycle Store