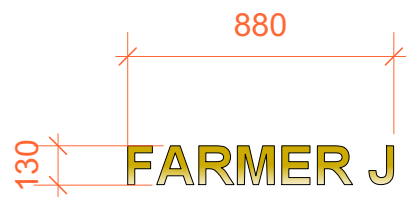


FARMER J DOOR SIGNAGE



1 Farmer J Door Signage Elevation
Scale: 1:25

'FARMER J' LOGO IN BRASS CUT LETTERING.

DIMENSIONS ARE APPROXIMATE
3mm THICKNESS

SIGNAGE TO SIT IN GLAZING CENTERED ABOVE THE DOOR ON EXTERNAL SIDE

EAT WHAT COMES NATURAL DOOR SIGNAGE




2 Farmer J Door Signage Elevation
Scale: 1:25

'EAT WHAT COMES NATURAL' LOGO IN BRASS CUT LETTERING.

DIMENSIONS ARE APPROXIMATE
3mm THICKNESS

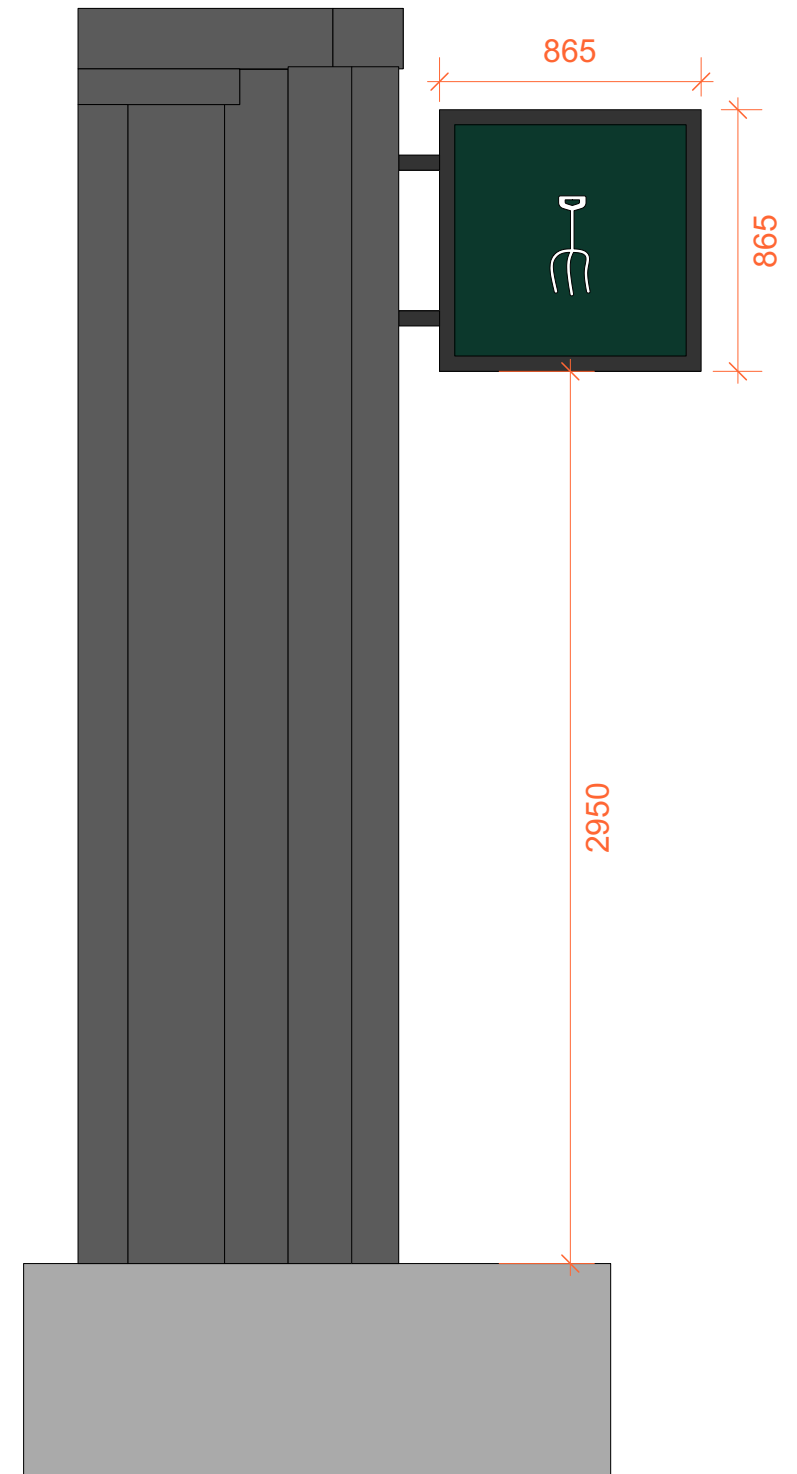
SIGNAGE TO SIT IN GLAZING CENTERED ABOVE THE DOOR ON EXTERNAL SIDE

PROJECTING SIGNAGE



3A Farmer J Projecting Sign - Side Elevation
Scale: 1:25

PROJECTING SIGN TO BE LED LIT WITH ACRYLIC LOGO. BACK PANEL, TO BE GREEN. PANEL TO SIT CENTRALLY TO SHOPFRONT GLAZING ON INTERNAL SIDE. EXISTING FRAME IN GREY COLOUR.



3B Farmer J Projecting Sign - Front Elevation
Scale: 1:25

AD APPLICATION

SITE ADDRESS

237-247 TOTTENHAM COURT ROAD, LONDON, W1T 1QS

Notes



P01	16/01/2025	ISSUED FOR PLANNING
P00	07/01/2025	ISSUED FOR PLANNING
REV	DATE	DESCRIPTION

PT
RY
BY
CHK

Project Farmer J Tottenham Court Road			
Drawing Proposed Signage Details			
Job Number 24035	Drawing Number 069000	Rev P01	
Drawn NK	Date 07/01/2025	Status PLANNING	Scale @ A3 1:100
Do not scale from this drawing. All dimensions are to be checked on site. This drawing is to be read in conjunction with all consultants information.			



Holland Harvey Architects
Unit 1.4
1-5 Vyner Street
London E2 9DG
hello@hollandharvey.com
+44 203 327 0340

Client

Farmer J