

WONDERSCOPE


AT CUMBERLAND MARKET

GROUND FIXTURE PLAN




concrete pad
fixture position

SCULPTURE FIXING

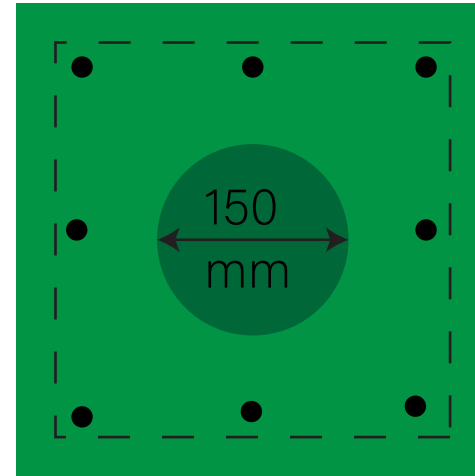


400 mm

400 mm



VIEW FROM BELOW

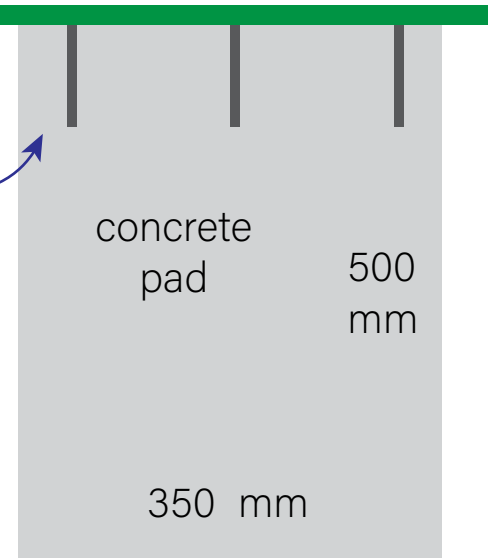


TOP VIEW

SIDE VIEW

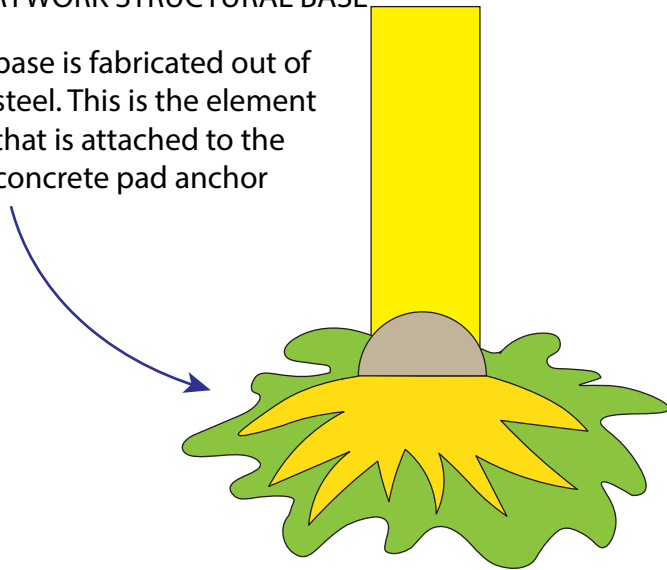
artwork base

8 tabs coated in epoxy



ARTWORK STRUCTURAL BASE

base is fabricated out of steel. This is the element that is attached to the concrete pad anchor



DECORATIVE ELEMENTS ON TOP OF THE STRUCTURAL BASE

3D shaped elements are layered on top of the structural base using shaped fiberglass sheets to create uneven decorative edging + optical illusion painting

6 tabs are created on the inside of the base that stainless steel all-thread is screwed into and extends into the concrete pad that measures 500 mm x 350 mm. Using a template, holes are drilled into the concrete to accept the all-thread.

The sculpture is then positioned above the pad, the sculpture is lowered onto the pad to verify the all-thread aligns with the holes in the concrete, The work is then raised up high enough to allow the holes to be filled with quick setting epoxy. The work is then lowered to the pad with the all-thread going into the epoxy filled holes.