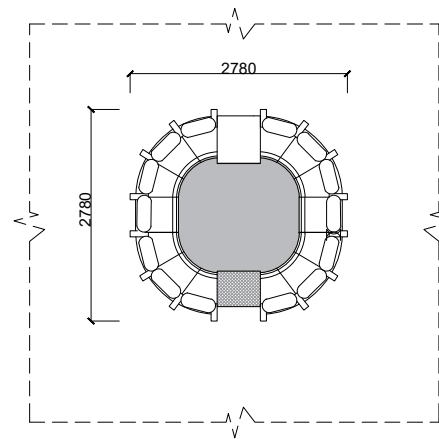
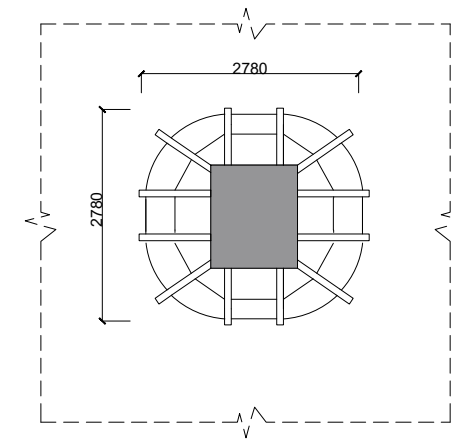


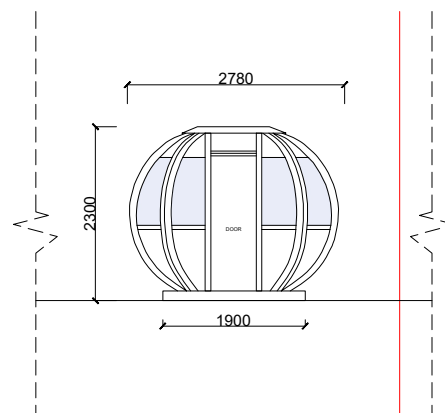
Proposed Floor Plan



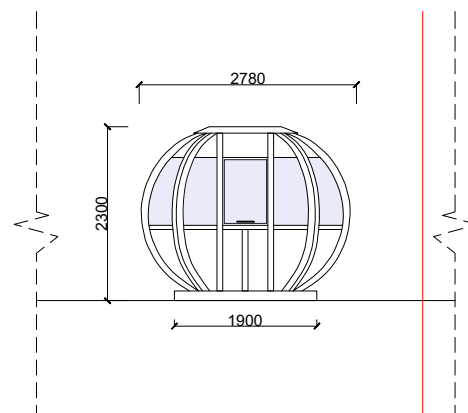
Proposed Plan



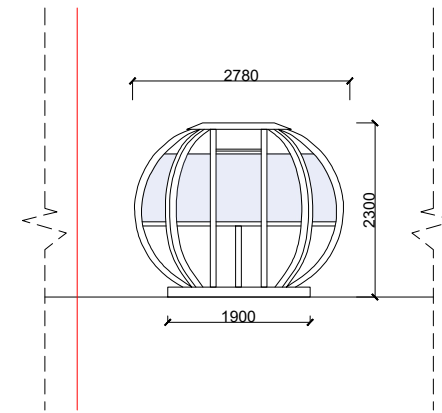
Proposed Roof Plan



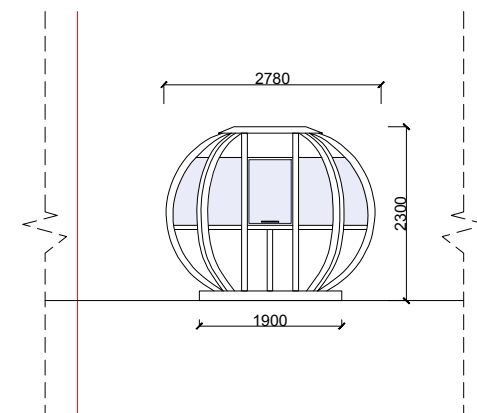
Proposed North Elevation



Proposed East Elevation

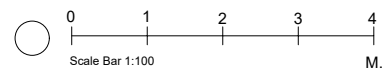


Proposed South Elevation



Proposed West Elevation

Any dimensions shown should be checked on site and discrepancies reported to the Architect prior to construction. Designs are not coordinated with engineer projects. Do not scale for construction purposes.



Existing Proposed

Drawing Name
Garden Pod Proposed Plans and Elevations

Project Address
37 Lissenden Mansions, NW5 1PR

Drawing No.
37LissendenMansions_GardenPodProposedPlansandElevations_V3

Scale
1/100 at A3

Designer
EC

Date
12.12.2024

Drawing No.
06

Revision
V3



Planning By Design Ltd
www.planning-by-design.co.uk
hello@planning-by-design.co.uk