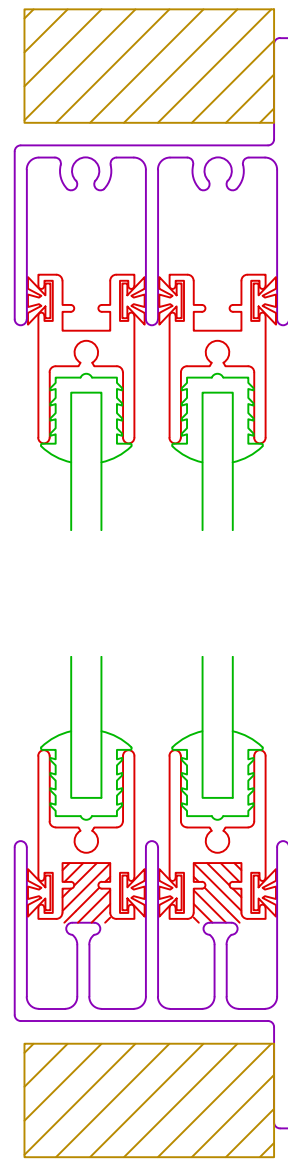



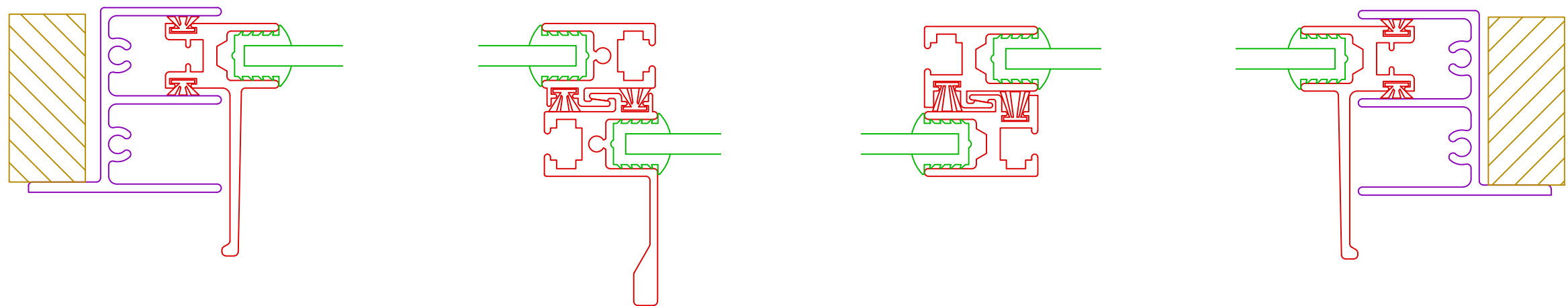
All dimensions are in millimetres



VERTICAL SECTION
SCALE 1:1



SECONDARY ELEVATION
S10-3HS
SCALE 1:10



HORIZONTAL SECTION
SCALE 1:1

S10-3HS Section Details

Client: Structure Tone Site: Bloomsbury Quarter Project 1

DATE
15/11/2024

SCALE
1:10 / 1:1 @ A3

DRAWING No.
BQ-3520-WB-ML-DR-X-00002

selectaglaze

ALBAN PARK, HATFIELD ROAD
ST. ALBANS HERTS AL4 0JJ
TEL: 01727 837271
FAX: 01727 844053