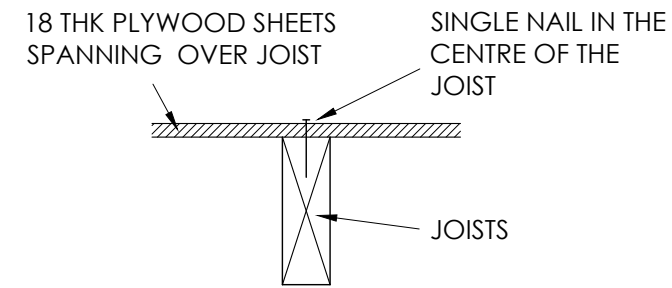
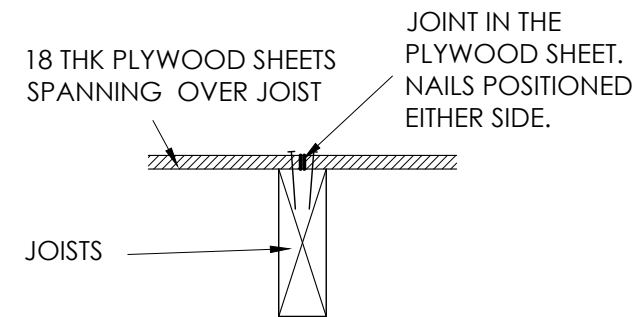


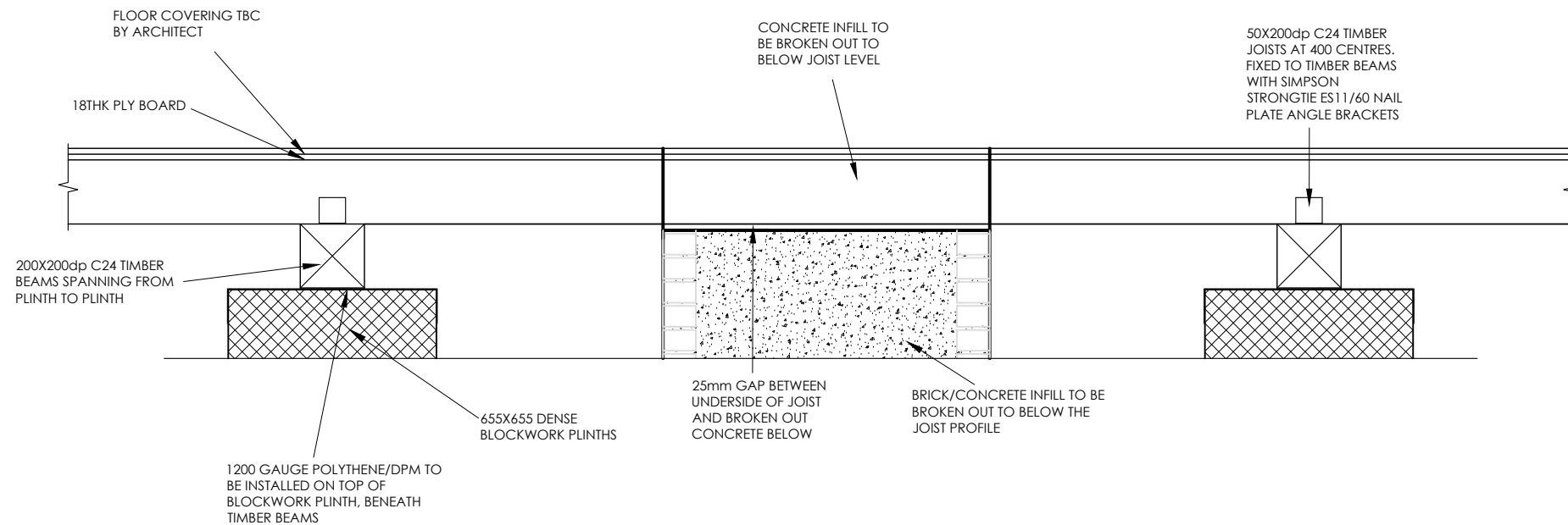
**SECTION G-G**  
(SCALE 1:20)



**SINGLE NAIL DETAIL**  
(SCALE 1:10)



**DOUBLE NAIL DETAIL**  
(SCALE 1:10)



**SECTION I-I**  
(SCALE 1:20)

**NOTES:**

1. This drawing is to be read in conjunction with all other relevant Architects, Specialist Contractor drawings and specification.
2. No dimensions are to be scaled from this drawing.
3. For wall setting out, refer to Architects drawings.
4. For Structural Notes refer to drawing 03591-S-001.

REV	DATE	BY	DESCRIPTION
P4	21/11/24	ML	CLIENT ALTERATIONS
P3	13/09/24	RAD	BRACKET SPEC & NAIL DETAILS ADDED
P2	09/09/24	RAD	MINOR UPDATE TO SECTION G-G
P1	27/08/24	ML	FIRST ISSUE

DRAWING STATUS: TENDER



CLIENT: ROSSLYN HILL UNITARIAN CHAPEL

PROJECT: ROSSLYN HILL CHAPEL, HAMPSTEAD HEATING & FLOOR REPLACEMENT

DRAWING TITLE: PROPOSED REPLACEMENT FLOOR STRUCTURAL SECTIONS & DETAILS SHEET 3

DRAWING No.:	03591-S-022	REV.:	P4
SCALE:	1:10	DATE:	AUG 24
DRAWN:	ML	CHECKED:	RAD
SHEET:	A3		