

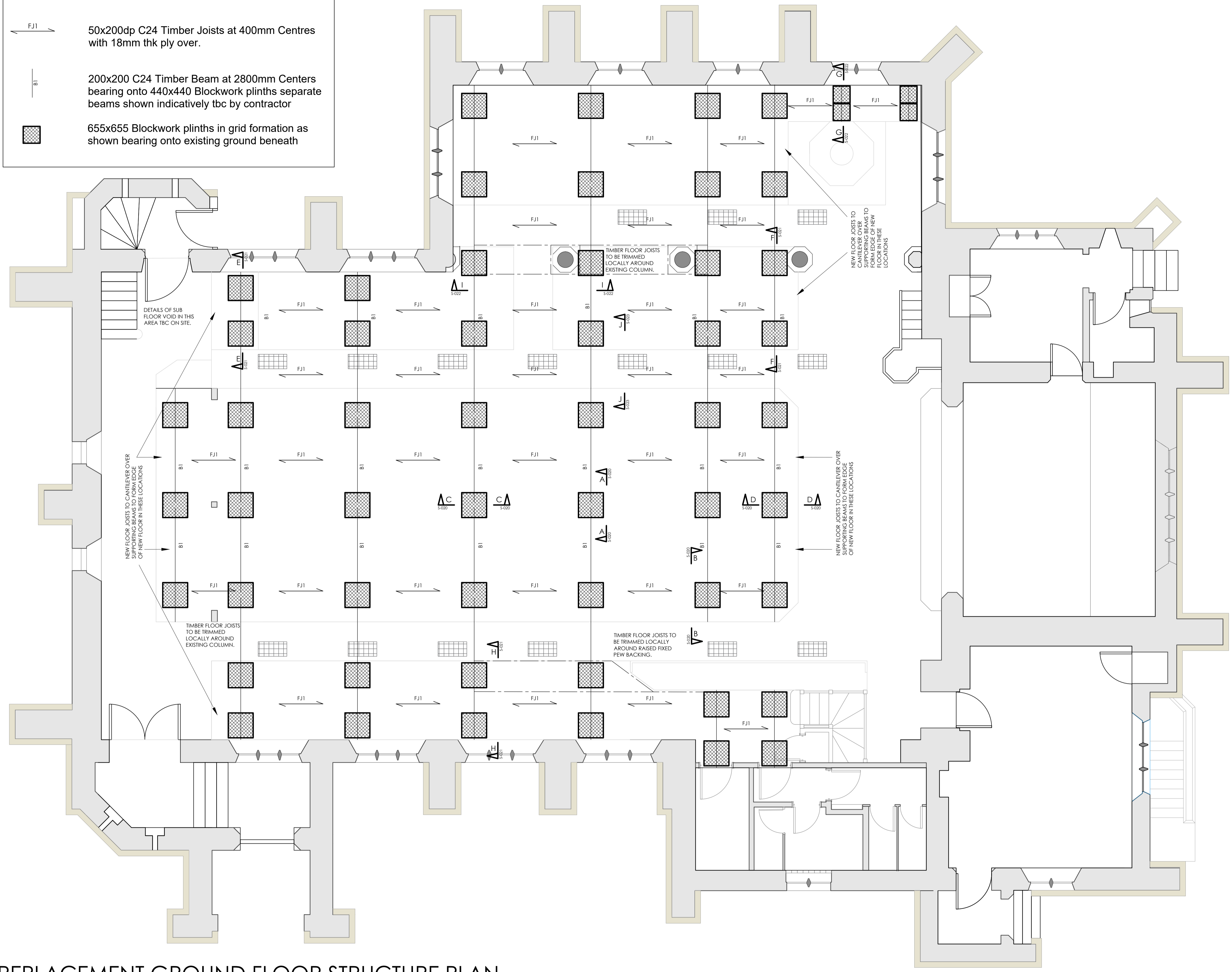
 50x200dp C24 Timber Joists at 400mm Centres with 18mm thk ply over.
 200x200 C24 Timber Beam at 2800mm Centers bearing onto 440x440 Blockwork plinths separate beams shown indicatively tbc by contractor
 655x655 Blockwork plinths in grid formation as shown bearing onto existing ground beneath



- NOTES:
1. This drawing is to be read in conjunction with all other relevant Architects, Specialist Contractor drawings and specification.
 2. No dimensions are to be scaled from this drawing.
 3. For wall setting out, refer to Architects drawings.
 4. For Structural Notes refer to drawing 03591-S-001.

REPLACEMENT GROUND FLOOR STRUCTURE PLAN
 SCALE 1:50

P3	21/11/24	ML	CLIENT ALTERATIONS
P2	27/08/24	ML	SECOND ISSUE
P1	16/08/24	RAD	FIRST ISSUE
REV	DATE	BY	DESCRIPTION

DRAWING STATUS: **TENDER**



CLIENT: **ROSSLYN HILL UNITARIAN CHAPEL**

PROJECT: **ROSSLYN HILL CHAPEL, HAMPSTEAD HEATING & FLOOR REPLACEMENT**

DRAWING TITLE: **PROPOSED REPLACEMENT FLOOR STRUCTURAL LAYOUT**

DRAWING No. **03591-S-010** REV. **P3**

SCALE	DATE	DRAWN	CHECKED	SHT.
1:50	AUG 24	ML	RAD	A1