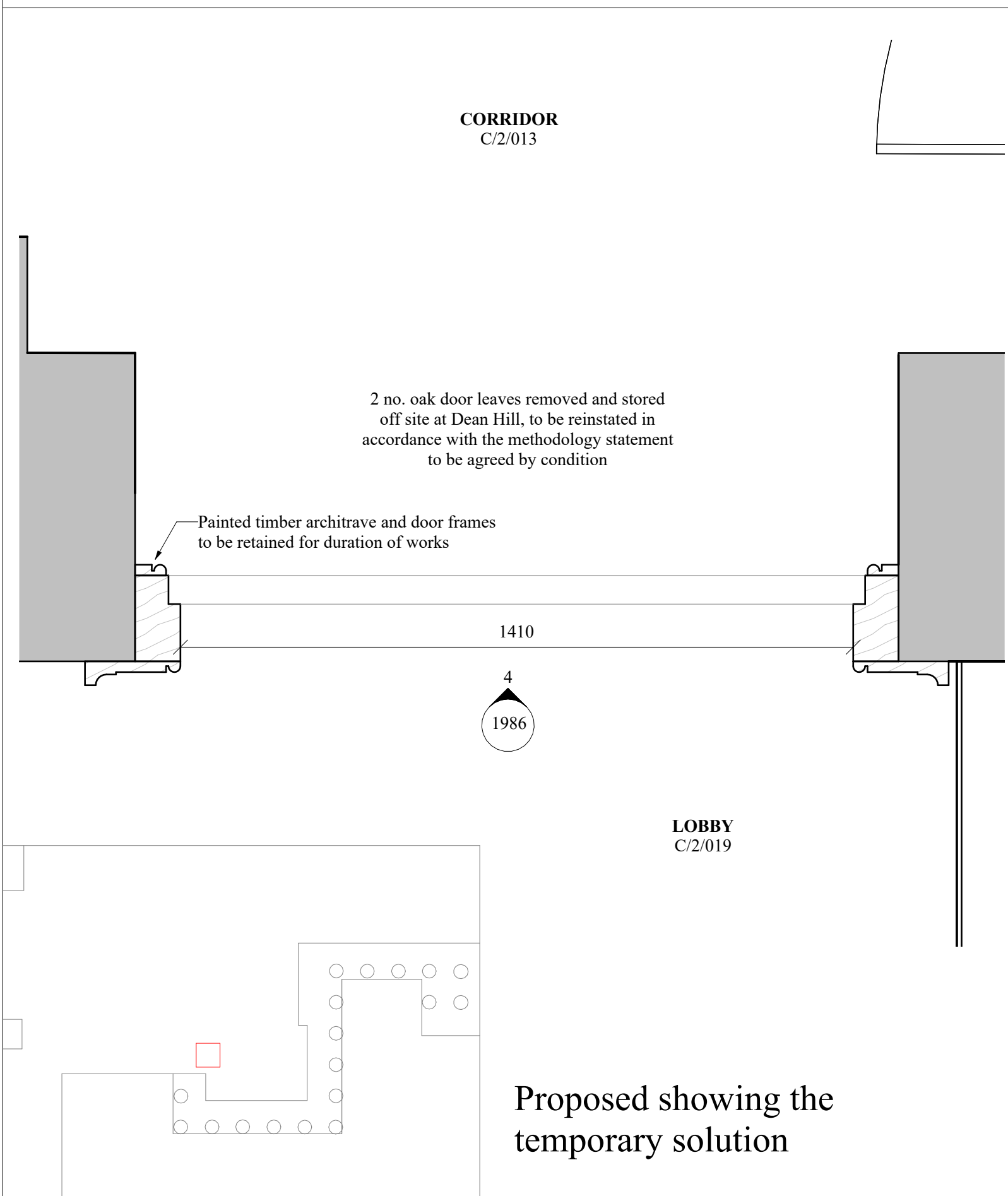
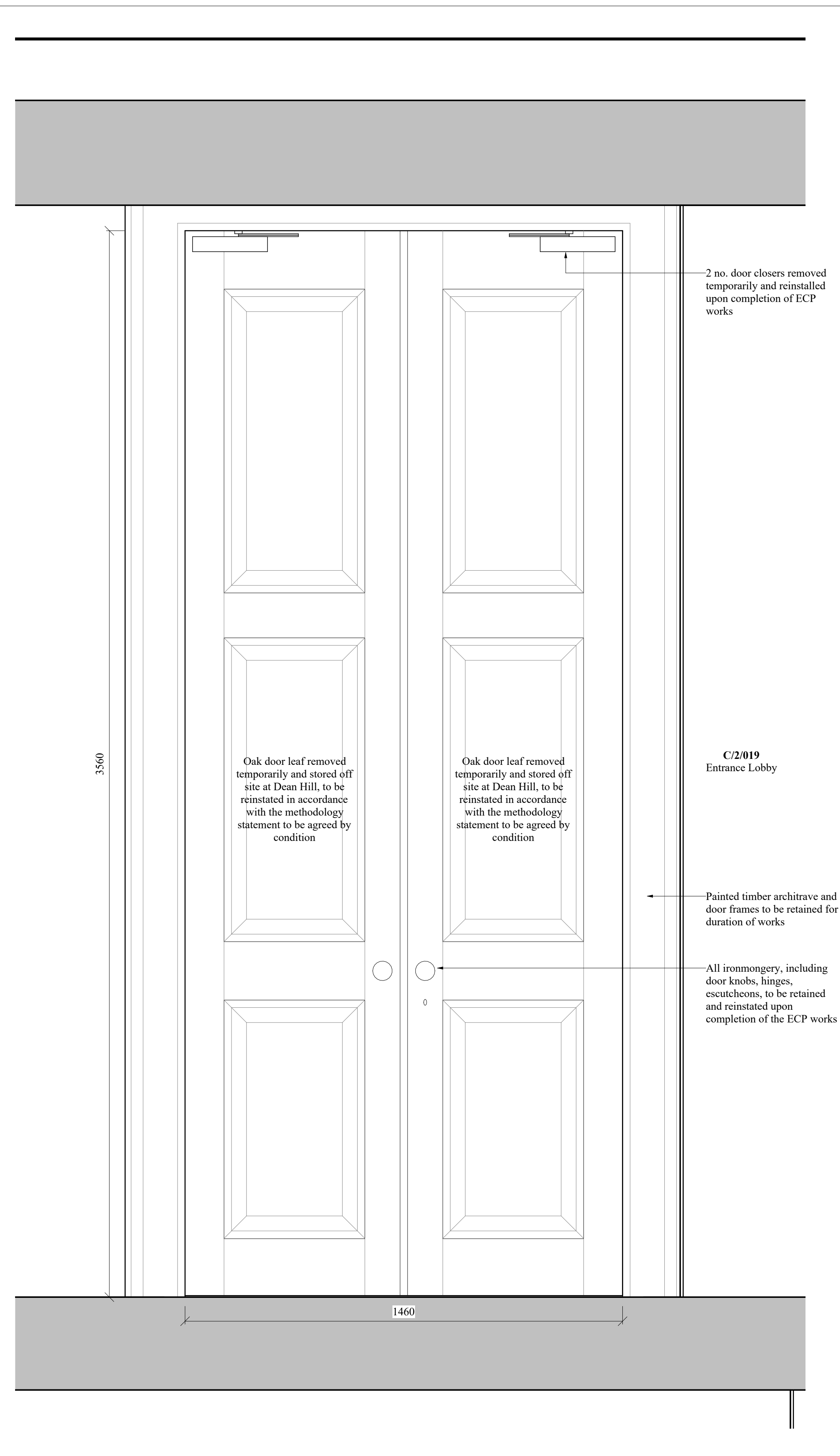



1 Level 2 South-West Wing Internal Door Plan - Existing



2 Level 2 South-West Wing Internal Door Plan - Proposed



3 Level 2 South-West Wing Internal Door Elevation - Existing



4 Level 2 South-West Wing Internal Door Elevation - Proposed

WRIGHT & WRIGHT ARCHITECTS

89-91 Bayham Street
London NW1 0AG
T +44(0)20 7428 9593
E www.wrightandwright.co.uk

This drawing is not to be scaled. Dimensions govern.
Wright & Wright Architects shall be notified in writing of any discrepancies. All dimensions are in millimeters unless noted otherwise. This drawing issued at First Contract is indicative of design intent and should be read in association with all specifications, schedules and consultants information. The Contractor is required to complete the detailed design, final coordination and interfaces. Contractor and Sub-Contractors design are subject to Architects acceptance.

Rev	Note	Date	Issued By	Issued To
C02	LBC SW Means of Escape	29.11.2024	JB	BM
C01	LBC SW Means of Escape	20.11.2024	JB	BM

Security Classification: **Official**

Client

British Museum

Project Name

Energy Centre
Programme: South-West
Energy Centre

Stage

RIBA Stage 4

Drawing Title

Enabling Works - Lobby
Escape Door Details

Drawing Number

SW001-WWA-1020-C-DDG-A-1986

Scale

1 : 10

Revision

C02

Sheet Size

A1

Status

S4 - For Approval

Issue Date

29.11.2024