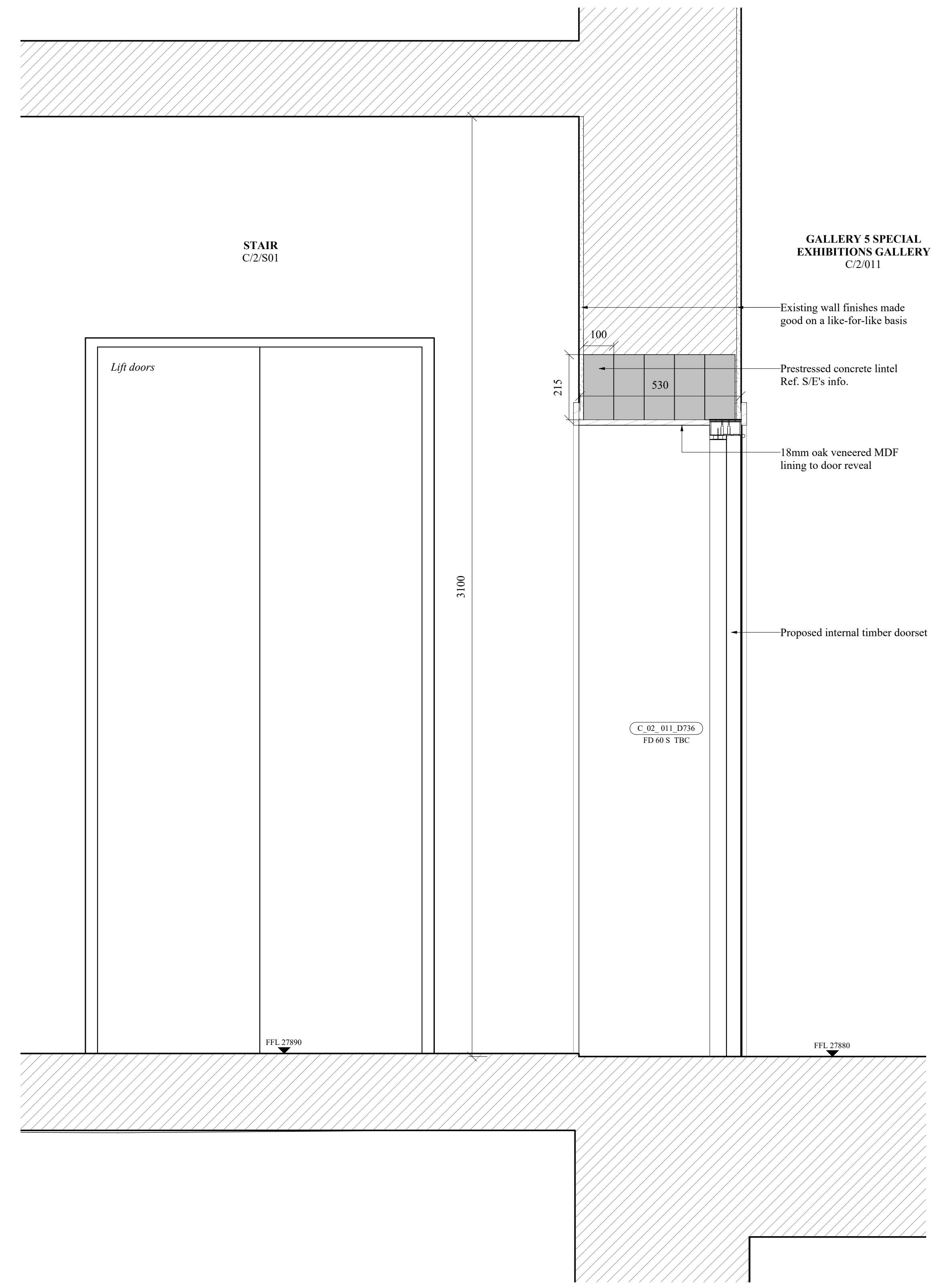


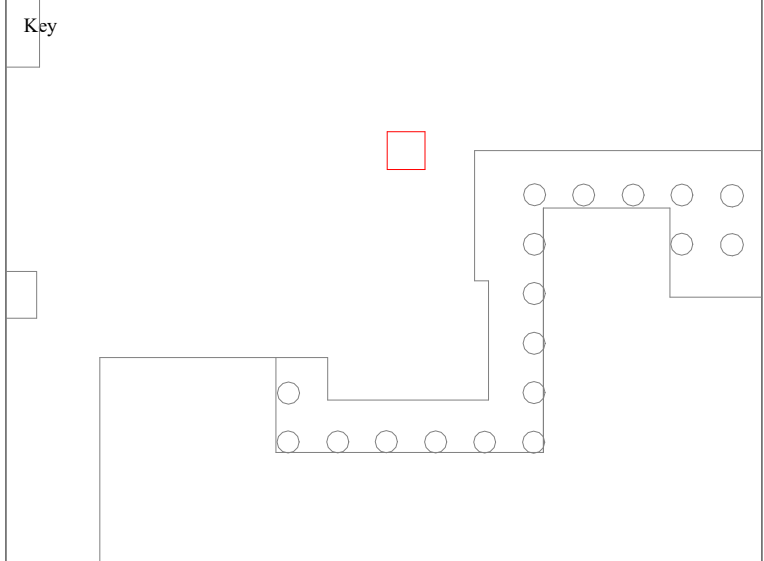
Proposed showing the temporary solution

1 South Wing Escape Door Plan Detail
1 : 10



Proposed showing the temporary solution

2 South Wing Escape Door Section Detail
1 : 10



This drawing is not to be scaled. Dimensions govern.
Wright & Wright Architects shall be notified in writing of any discrepancies.
All dimensions are in millimeters unless noted otherwise.
This drawing issued at First Contract is indicative of design intent and should be read in association with all specifications, schedules and consultants information.
The Contractor is required to complete the detailed design, final coordination and interfaces. Contractor and Sub-Contractors design are subject to Architects acceptance.

GALLERY 5 SPECIAL EXHIBITIONS GALLERY C/2/011

Existing wall finishes made good on a like-for-like basis
Prestressed concrete lintel Ref. S/E's info.
18mm oak veneered MDF lining to door reveal
Proposed internal timber doorset

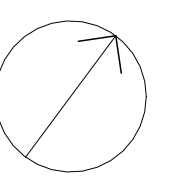
C05	LBC SW Means of Escape	04.12.2024	JB	BM
C04	LBC SW Means of Escape	29.11.2024	JB	BM
C03	LBC SW Means of Escape	20.11.2024	JB	BM
C02	Stage 4 Enabling Works Tender Rev	02.08.2024	JB	BM
C01	Stage 4 Enabling Works Tender	12.07.2024	JB	BM
P1	Draft Stage 4 Enabling Works Issue	14.06.2024	JB	BM

Rev	Note	Date	Issued By	Issued To
-----	------	------	-----------	-----------

Security Classification: **Official**

WRIGHT & WRIGHT ARCHITECTS

89-91 Bayham Street
London NW1 0AG
T +44(0)20 7428 9393
E ww@wrightandwright.co.uk



Client
British Museum

Project Name
**Energy Centre
Programme: South-West
Energy Centre**

Stage
RIBA Stage 4

Drawing Title
**Enabling Works - South
Wing Escape Door
Details**

Drawing Number
SW001-WWA-1020-C-DDG-A-1977

Scale	Sheet Size	Issue Date
1 : 10	A1	04.12.2024

Revision	Status
C05	S4 - For Approval