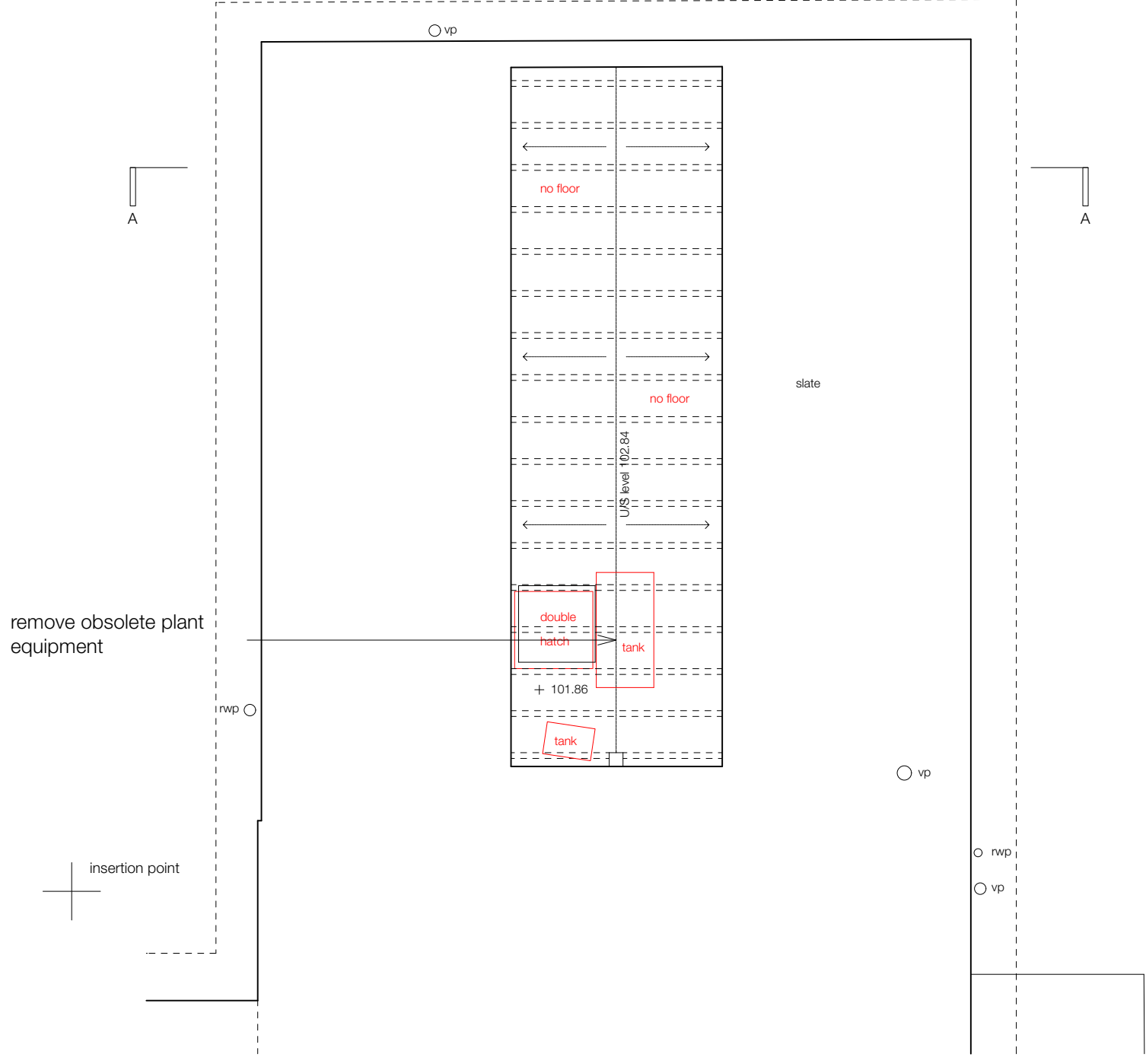


Key:

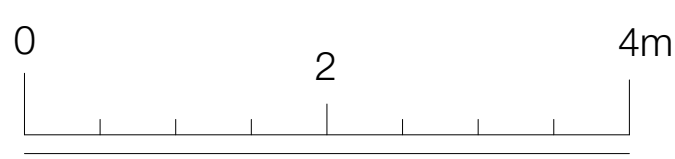
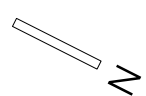
- TOF top of fence
- TOW top of wall
- ic inspection cover
- cl cover level
- il invert level
- utl unable to lift
- bdg ht building height
- sv stop valve
- dp depth
- bt telecom
- catv cable television
- conc concrete
- rl roof light
- cbrd. cupboard
- fp fireplace
- RIDGE ridge level
- GUTTER gutter level
- svp soil and vent pipe
- rwp rain water pipe
- fb floorboard direction
- DH 1990 door height
- BH 2000 beam height
- AH 2500 arch head
- SPR 1800 spring point
- FS 0780 floor to sill
- SH 1850 sill to head
- U/S 1950 underside
- SC 2100 sloping ceiling
- CH 2520 room height
- ← overhead slope
- R radiator
- A section marker
- /- demolished fabric
- /- reclaimed fabric
- █ proposed fabric

insertion point



remove obsolete plant equipment

insertion point



General Notes:-
 Do not take measurements from drawing.
 Use only figured dimensions.
 Verify all dimensions and levels on site and report discrepancies to Employer.
 Dimensions stated are measured from the finishes.

TITLE: Loft Floor Plan (demolition)	NO: E130	REV: P1	SANYA POLESCUK ARCHITECTS 8a BELSIZE COURT GARAGES LONDON NW3 5AJ T:0207 431 8580 e-mail:enquiries@polescukarchitects.com
PROJECT: Flat 3, 51 Frognal, London NW3 6YA	SCALE: 1:50	PAPER: A3	