






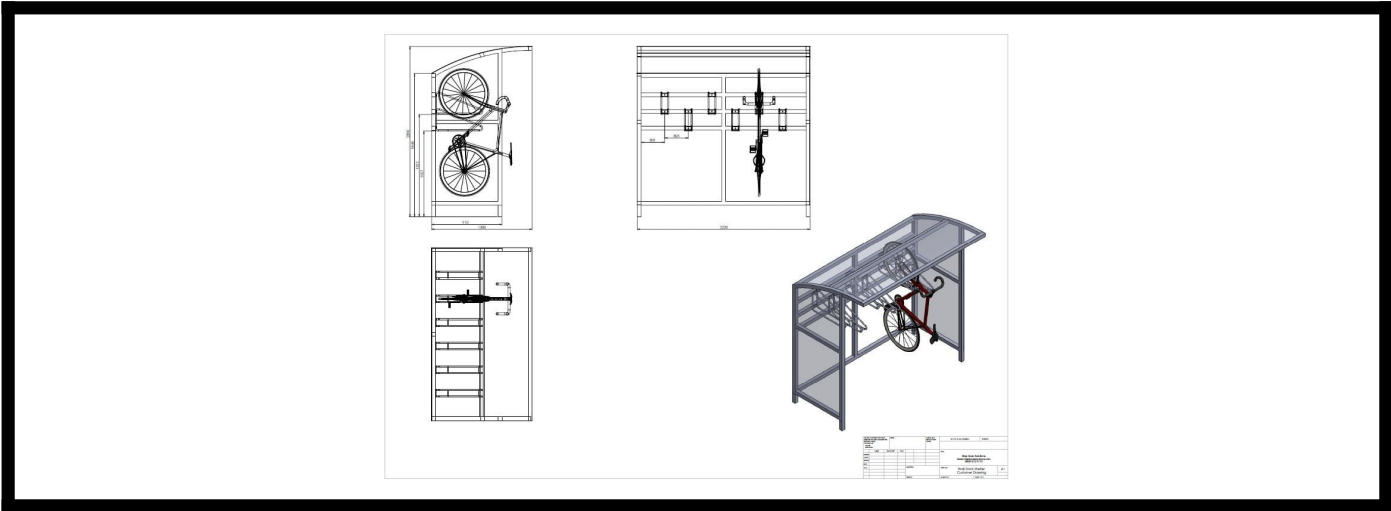
The Wall Dock Cycle Shelter - 6+ bikes

£2,289.60

Excl. VAT: £1,908.00

Product Images





Description

The Wall Dock bike shelter is ideal for when you just don't have the space. The Wall Dock Shelter saves on space by storing the bikes vertically. Starting with 6 bikes, the Wall Dock bike racks shown are at staggered heights, meaning you can get as many bikes in as possible. These racks also allow the user to lock their bike securely by the wheel and frame. Mild steel cycle shelter with bolt-down fixing or underground fixing option as standard.

An extremely durable and resilient shelter, it has been structurally tested against the harshest conditions found in the UK and approved against BS EN standards. It is recommended for Schools, Colleges, Accommodation, Universities, Offices and Public Buildings. The bicycle shelter is available in various finishes and has an anti-vandal clear polycarbonate UV stable roof, with optional polycarbonate sides and back, and swing or sliding gates. It is ideally paired with galvanised wall dock bike racks for secure bike parking and to provide confidence to cyclists by allowing both the frame and wheels to be secured to the bike rack.

Bike Shelter DWG / CAD Files

[Download our CAD files](#) or contact us for help with planning. We also have an in-house designer who can check and assist with any architectural drawings free of charge.

Options:

This wall dock shelter can be ordered with or without wall dock bike racks, and you can choose your size - 6, 8 or 10 bike spaces, from the drop-down menu. It comes with several options for finish - raw, powder-coated, hot-dipped galvanised, or both hot-dipped galvanised and powder-coated in the colour of your choice. The shelter can be manufactured with additional side and back polycarbonate panels and swing gates made of steel mesh, polycarbonate or both mesh and polycarbonate. The cycle shelter can be purchased with or without LED lighting. If you'd like to go a step further in making the shelter extra safe, you can select one of our security options - coded padlock, lock and keys or a swipe card system.

Specification:

- Optional end polycarbonate panels to provide additional protection from the elements or to restrict access
- Optional cycle parking bike racks powder coated black
- Includes all assembly bolts, expanding foundation bolts for concrete plinth and arrangement drawing for assembly - no additional extras required
- No-crawl under perimeter with adjustable feet and allows for fixing onto uneven surfaces
- Complies with secure storage as required by the Code for Sustainable Homes
- 50mm box tube to BS EN standards
- Frame Hot dipped galvanised or polyester powder coated to BS EN ISO 1461:1999 standard finish in any RAL code colour or both, which is recommended
- Shelter comes with adjustable overground/underground fixing feet
- Single units can be placed alongside or opposite each other to form larger cycle storage areas
- Shelters and Enclosure come with latch and coded padlocks; optional lock with 2 keys, or ask us about our swipe card ID locking system
- This bike shelter can help contribute towards gaining ENE8 Cycle storage credits when used in the appropriate situation under the Code for Sustainable Homes

Size:

The Wall Dock Shelter - 6 bikes: Length 2235mm Height 2200mm Width 1300mm

The Wall Dock Shelter - 8 bikes: Length 2845mm Height 2200mm Width 1300mm

The Wall Dock Shelter - 10 bikes: Length 3455mm Height 2200mm Width 1300mm

Other sizes available - Call 0800 6126113 to discuss the size you need

Delivery Time:

Typically 2 to 4 weeks

Additional Options

Size Options	6 Bike Space (2.23m Long)	£0.00
	8 Bike Space (3m Long)	£165.00
	10 Bike Space (3.45m Long)	£330.00
Bike Racks	None	£0.00
	Wall Docks Cycle Racks	£180.00
Choose Finish	None (I'll apply my own finish to metal)	£0.00
	Galvanised and Powder Coated Colour	£300.00
	Galvanised	£300.00
	Powder Coated Colour	£280.00
RAL Colour Code	1023 Traffic Yellow	£0.00
	3000 Flame Red	£0.00
	5002 Ultramarine Blue	£0.00
	5017 Traffic Blue	£0.00
	6005 Moss Green	£0.00
	7015 Slate Grey	£0.00
	6024 Traffic Green	£0.00
	9005 Jet Black	£0.00
	9010 Pure White	£0.00
	Custom Colour	£220.00
Custom Colour		£0.00
Polycarbonate Back Panel	None	£0.00
	Polycarbonate Back Panel	£440.00
Polycarbonate Side Panels Option	None	£0.00
	Polycarbonate Side Panels	£440.00
Gate Option	None	£0.00
	Mesh Swing Gate	£594.00

	Polycarbonate Swing Gate	£911.00
	Polycarbonate and Mesh Swing Gate	£1,388.75
Security Option	None	£0.00
	Coded Padlock	£66.00
	Lock and 2 Keys	£159.50
	Swipe Card System (10 cards)	£715.00
Lighting Option	None	£0.00
	Built-in Solar LED Lighting	£275.00
Bolts Pack - Fixing and Assembly	None	£0.00
	Bolts Pack - Fixing and Assembly	£55.00

