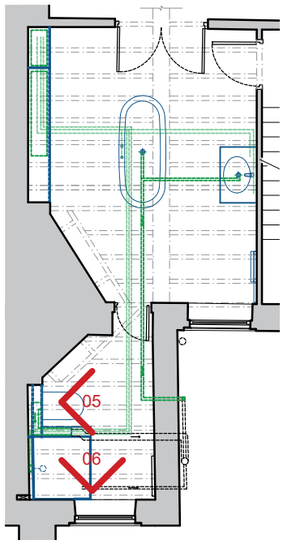

Key Plan
NTS

NOTES

1. Drawing illustrates design intent only and should not be used for construction.
2. Proposed items noted in BLUE
3. Proposed M&E items designed by contractor highlighted in GREEN. All services and structure to contractor's design.
4. Services to use existing notches and holes wherever practically possible. Where further holes/ notches required to structure, refer to structural engineer.

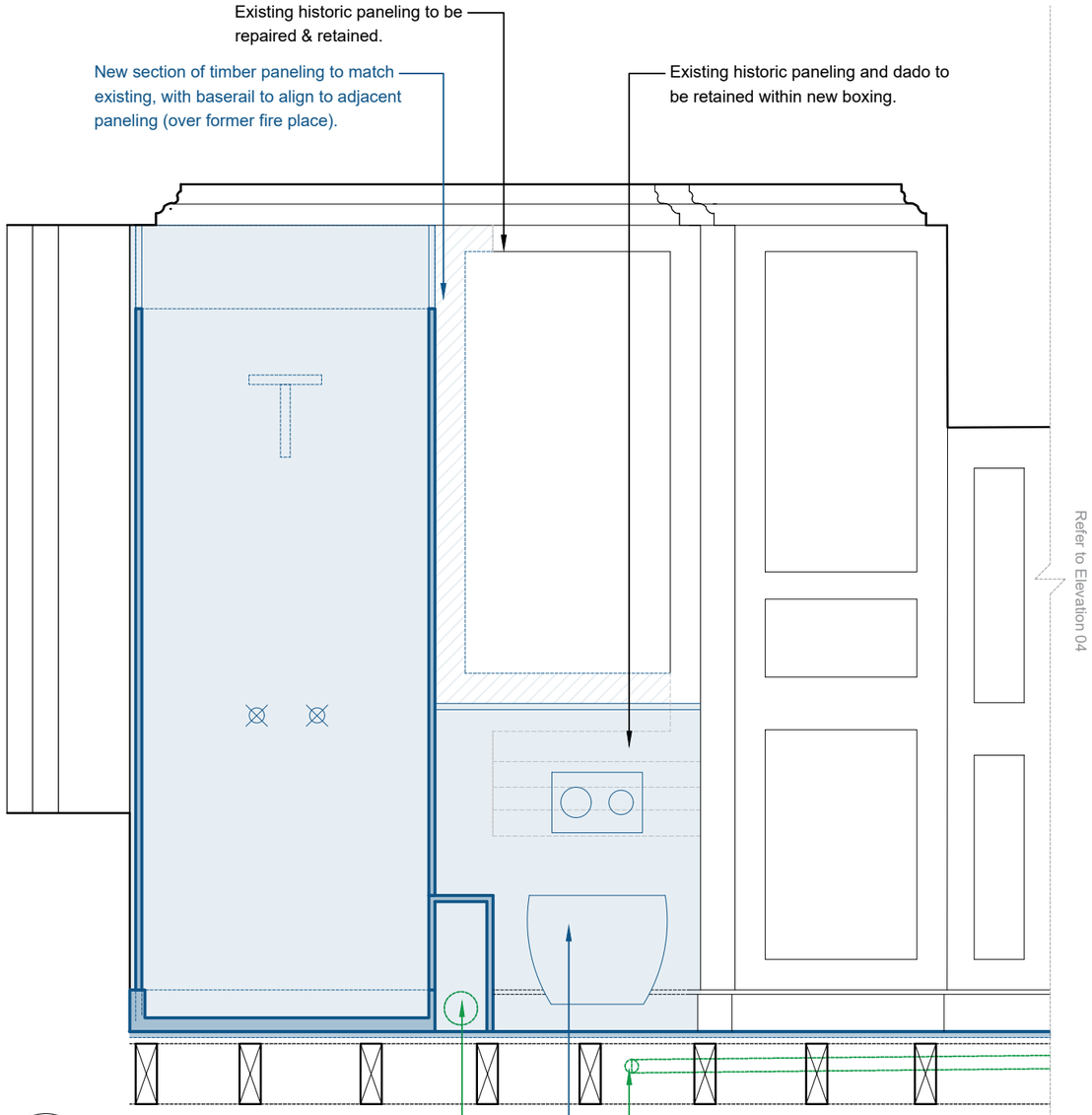

05 / 2312 Proposed Second Floor Bathroom
Interior Elevation 05

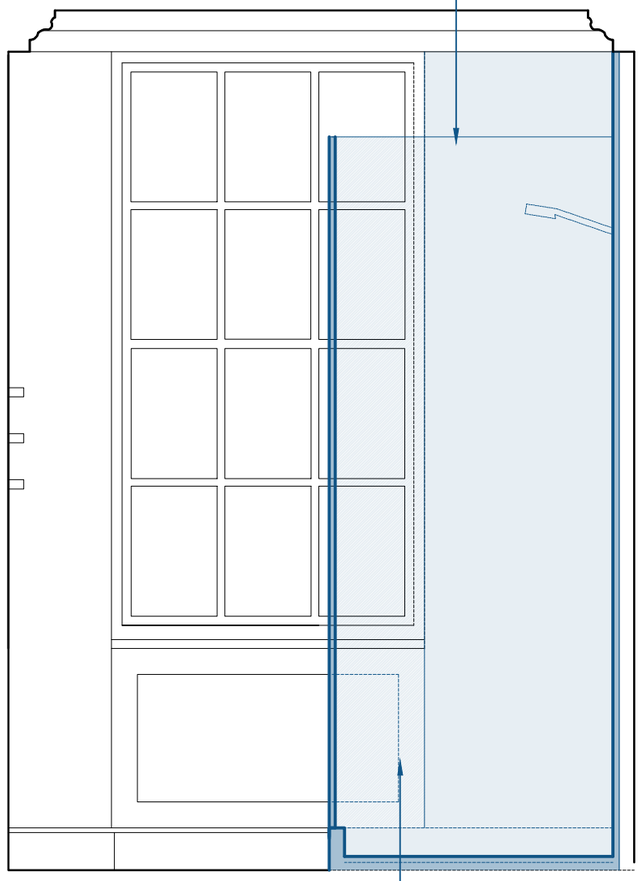

06 / 2312 Proposed Second Floor Bathroom
Interior Elevation 06

0 1
Scale 1:20 @ A3 m

Notes

1. Any dwg format drawing is to be read in conjunction with and at the scale of the accompanying pdf.
2. Where colours other than black or grey are used, the drawing must be plotted in colour.
3. For status 'C' (Construction) drawings all dimensions are to be checked on site by the contractor, scaling is for Local Authority purposes only.
4. Unless otherwise indicated, all dimensions are in millimeters.
5. All information on this drawing is to be read in conjunction with the relevant Donald Insall Associates specification and trade contractors' drawings and information by specialists.
6. In the event of any discrepancy, please contact us immediately.
7. This drawing may contain survey information by others and is to be used solely for the purposes for which it was issued.
8. These are uncontrolled documents issued for information purposes only. If you have any queries regarding the drawings, please contact DIA immediately.
9. Please note DIA cannot be held responsible for any errors arising from changes made to an uncontrolled dwg file.

© 2024 DONALD INSALL ASSOCIATES LTD

Drawing Status
F Feasibility
S Sketch Design
P Planning
B Building Control
D Design Development
M Measurement
T Tender
C Construction
R Record

Rev	Date	Dwn	Auth	Revision
P03	02.12.24	BJN	AXT	FOR INFORMATION
P02	29.11.24	BJN	AXT	FOR INFORMATION
P01	08.04.24	BJN	AXT	FOR INFORMATION

Donald Insall Associates
Chartered Architects and Historic Building Consultants
12 Devonshire Street
London W1G 7AB
(+44) 020 7245 9888
london@insall-architects.co.uk

30 Great James Street, London

Proposed Second Floor Bathroom
Interior Elevations 05 + 06

Scale 1:20@A3

Project Code	Origin	Volume	Level	Type	Role	Drwg. No.	Status	Revision
GJS30.01-	DIA-	ZZ-	02-	DR-	A-	2312	P-	P03