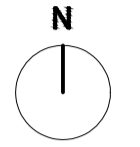
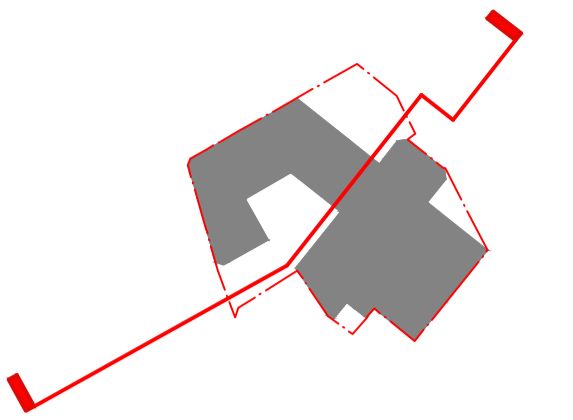


NOTES



GENERAL NOTES:

Detail drawings show layouts and design intent and should be read in accordance with Architectural General Arrangement drawings, Architectural Outline Specification, and any Schedules.
 Drawings may indicate elements to be designed and specified by other Consultants for coordination purposes. Please also refer to these drawings, schedules and specifications. Please report any discrepancies to the Architect for confirmation.
 Full fabrication drawings to be provided for approval of all elements, details and interfaces.
 All details and interfaces within Contractor Design Portion to be developed with Contractor and key Subcontractors. Sealant and weatherlightness joints may be omitted for clarity.
 All materials shown may be subject to change during Stage 5 design. All drawings to be read in conjunction with other consultants' information (drawings, reports, specification).
 Existing structure based on survey.
 Structure shown is indicative. Please refer to structural engineer's information. Areas are approximate and subject to change throughout design development of the proposals. Any areas measured from these plans relate to the areas of the building at the current stage of the design. Any decisions to be made on the basis of these predictions, whether as to forecast viability, pre-letting, lease agreements or the like should include due allowance for the increases and decreases inherent in the design development and construction processes.
 Do not scale off drawing. Use figured dimensions only.
 All dimensions to be verified on site before proceeding.
 All discrepancies to be notified in writing to architect.
 Existing drawings are for reference only - not for approval.

DRAWING NUMBERING

10.000	Existing Drawings
20.000	Proposed Plans
30.000	Proposed Elevations
40.000	Proposed Sections
50.000	Details (External)
60.000	Details (Internal)
70.000	Internal Spaces
90.000	Schedules

NOTES:

- Drawings based on survey received by Plowman Craven received 10.07.2024. Foundations, piling & retaining walls are indicative only.

Key:

- Brick-Faced Precast Concrete Facade
- Aluminium Frame Window
- Aluminium Bay Window
- Class E Floorspace
- Class E Unit
- Nisbets (Class E Unit)
- Reception
- WC's
- Kitchen / Canteen
- Kitchenette
- Lift Shaft
- Stairs
- Parking
- Motor Room
- Plant
- External Plant Area
- Ramp
- Bike Store
- Storage
- Circulation

— Planning Boundary

P01 NOV 24 Planning Issue

PLANNING

rev	date	author / check	comments
-----	------	----------------	----------

DSDHA
 357 Kennington Lane, Vauxhall, SE11 5QY
 T 020 7763 3555
 W www.dsdha.co.uk

veretec
 10 Bonhill Street London EC2A 4PE
 T 020 7843 3199
 W www.veretec.co.uk

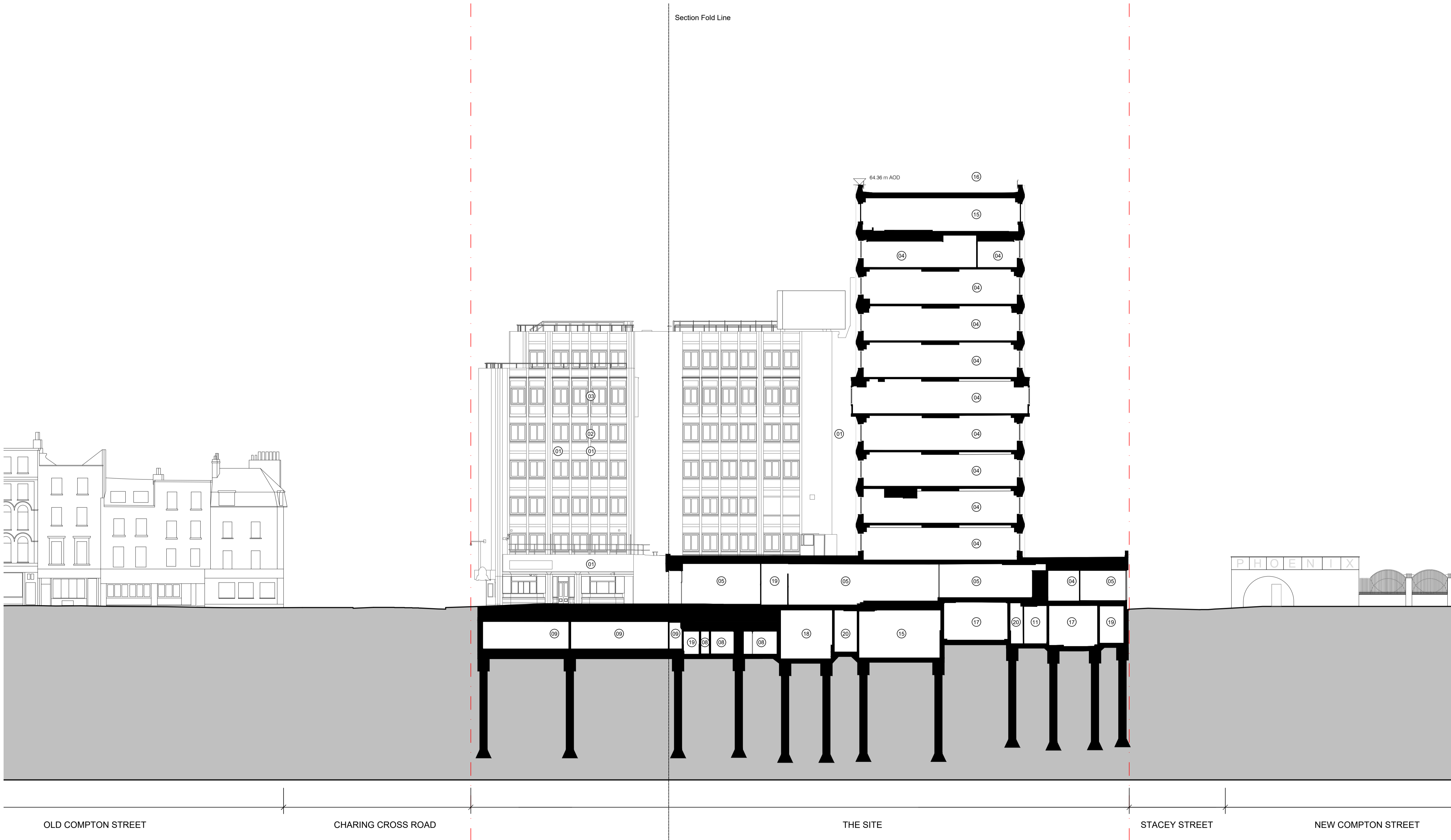
project
125 Shaftesbury Avenue
 London
 WC2H 8HR
 Edge and Mitsubishi

Existing Section AA
 Caxton Walk

drawn	date	size	scale
GC	NOV 24	A1	1:200
DSDHA project ref	revision		
361	Suitability Code	Revision	
	S4	PO1	

drawing number
125SA-DSD-ZZ-ZZ-DR-A-23001

REPORT DISCREPANCIES DO NOT SCALE FROM THIS DRAWING. CHECK DIMENSIONS ON SITE.
 COPYRIGHT DSDHA
 DSDHA Limited Registered in England & Wales 4282335



OLD COMPTON STREET CHARING CROSS ROAD THE SITE STACEY STREET NEW COMPTON STREET

Section AA
 1 : 200

