

Nº11



Open joints need repointing (NHL 5.0)

Railing repairs and redecoration. Pieced-in stone repair to damaged stone

New access ladder to replace existing see drawing no: BSS-14237-003-NSL015 & NSL016



Images




Downpipe condition needs checking

NS11A-1F-119




Notes

Brickwork is to be repointed where missing or failing. Cement mortars where failing will be replaced with a hydraulic lime mortar (NHL 2.0). Mortar mix to be agreed. Badly damaged or mortar repaired bricks are to be cut out and replaced with salvaged bricks sourced to match the existing. Assume 10% repointing unless described otherwise. All masonry lightly Thermatech cleaned. Air bricks cleaned of paint to maximise ventilation and then redecorated.

 Gauged brick string courses Thermatech cleaned and badly decayed bricks, inappropriate cement mortar repairs, unstable areas and cement pointing removed. Replacement new gauged bricks installed with lime putty pointing.


 New lead drip in Code 5 lengths not exceeding 1200mm

 Existing lead drip renewed in Code 5 lengths not exceeding 1200mm.


 New mortar fillet - NHL 5.0.

All cast-iron and lead downpipes and cast iron soil pipes require redecoration. Colour: Black to match the existing.

Shutters to be overhauled and repaired with scarf repairs. Racked shutters to be dismantled and reglued. All joinery to be thoroughly prepared and redecorated. New lead cover flashing to top rail.

 Fractured and badly decayed gauged brickwork or mortar repairs to window heads to be cut out and replaced on a brick-by-brick basis. Washed out joints repointed with a non-hydraulic lime putty.


Stone window cills Thermatech cleaned and where necessary poulticed to remove extensive deposits. Mortar repairs to localised damage. All windows overhauled with scarf joinery repairs to decayed sections. Putty replaced where missing, detaching or cracked. All joinery redecorated. Draught-proofing seals and strips surface fixed to the existing windows.

 New stone cills or indent repairs to stone cills.

 New tiled cills.

All railings to Areas, bridges and steps to be rubbed down and repainted. Decayed ends opened up, painted and releaded. Localised damaged stonework to the bridge and plinths require a combination of pieced-in or mortar repairs. Open joints between paving slabs and steps to be repointed (NHL 5.0).


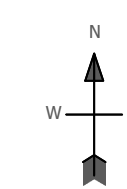
Basement Areas - Paving lifted and relaid to falls to existing channels and gully positions. New stone sourced to match existing when badly fractured or missing.

 French Drain installed immediately in front of the building at basement level and concealed beneath the paving.

Basement Area walls - Decayed bricks and cement mortar repairs are to be repaired with salvaged bricks to match the originals. Wall surfaces cleaned of loose paint and relimewashed. Scarf repairs to existing doors and redecoration.

New Square No.11 1:50  
Front East Elevation PROPOSED

Entrance door and stone surround repaired



Drawn	Rev	Notes
JW		For List B / Faculty and Tender
0400		LINCOLN'S INN - NEW SQUARE
247		NS11 Front Elevation PROPOSED

Scale: 1:50 at A1

This document is copyright and the property of Chartery Conservation Architects Ltd. Any copies of this drawing made by any method must also include a copy of this notice.  
©Chartery Conservation Architects Ltd