











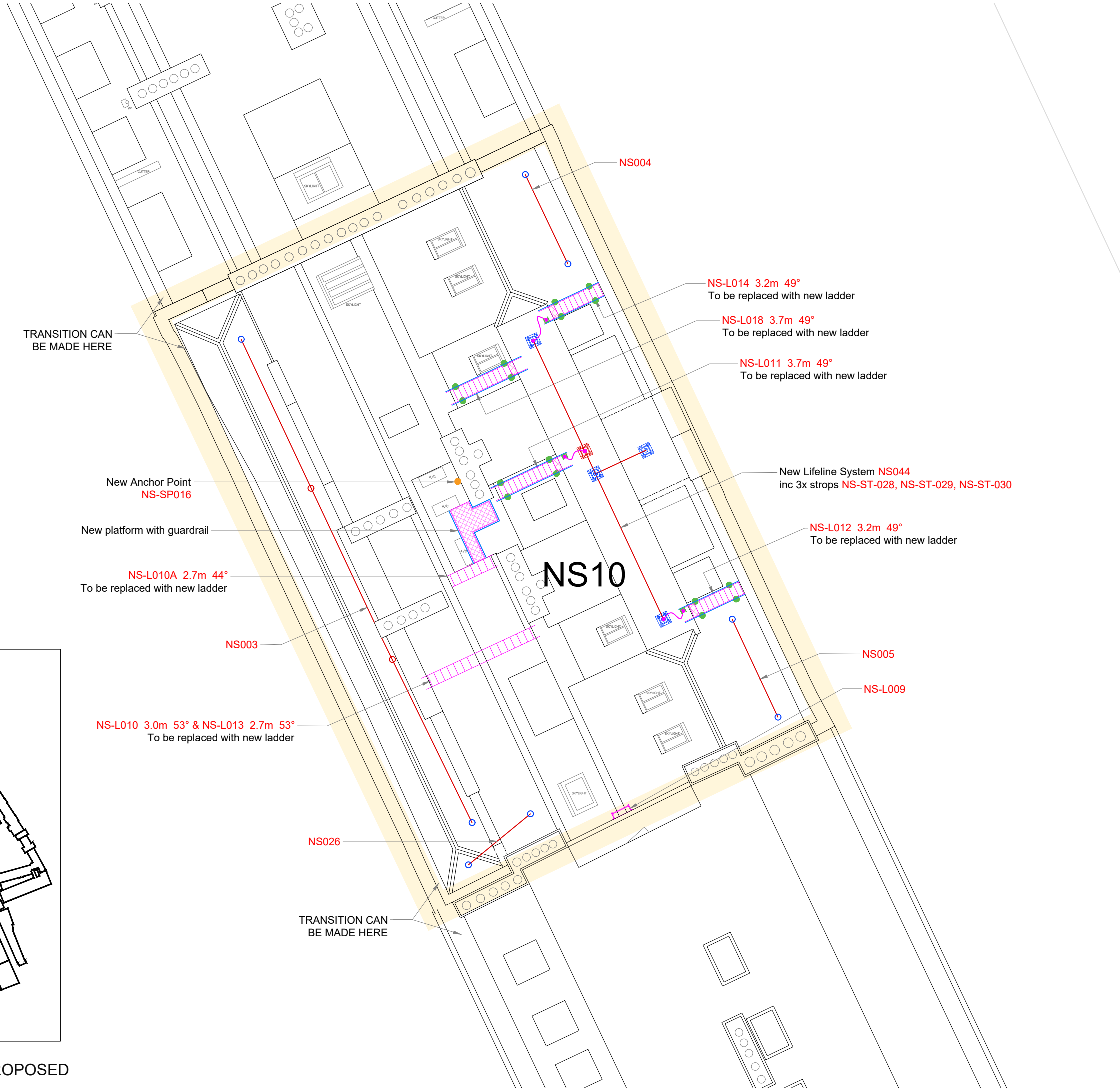


Rev	Date	Description	By	Chk
00	25/06/24	Issued for comment	CM	AF
1	17/09/24	Project number changed	CM	AF

-  Vertical Ladder
-  Ladder/Steps
-  Guardrail
-  Ladder Brackets
-  Horizontal Lifeline
-  End Penetration Post
-  Int Penetration Post
-  Strop
-  **Stiffe®** Walkway
-  Single Point Post
-  End Anchor
-  Intermediate Anchor



New Anchor Point
NS-SP016

New platform with guardrail

NS-L010A 2.7m 44°
 To be replaced with new ladder

NS-L010 3.0m 53° & NS-L013 2.7m 53°
 To be replaced with new ladder

NS-L014 3.2m 49°
 To be replaced with new ladder

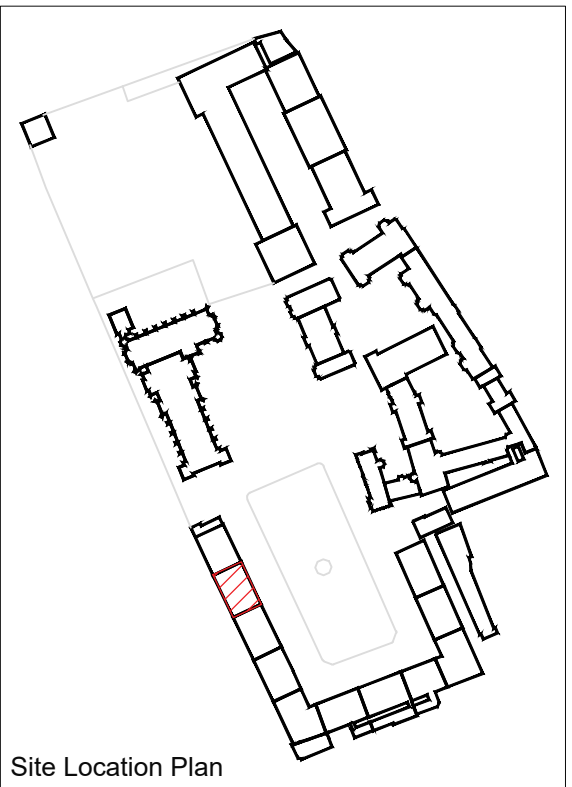
NS-L018 3.7m 49°
 To be replaced with new ladder

NS-L011 3.7m 49°
 To be replaced with new ladder

New Lifeline System **NS044**
 inc 3x strops **NS-ST-028, NS-ST-029, NS-ST-030**

NS-L012 3.2m 49°
 To be replaced with new ladder

NS10



Site Location Plan

NEW SQUARE 10 ASSETS PROPOSED

Notes:
 a. do not scale from this drawing
 b. Detail Drawings
 Lifeline post detail see dwg BSS-14331-002-Post
 Ladder NS-L010 see dwg BSS-14331-005-NS-L010
 Ladder NS-L010A see dwg BSS-14331-006-NS-L010A
 Ladder NS-L011 & NS-L018 see dwg BSS-14331-007-NS-L011-NS-L018
 Ladder NS-L012 & NS-L014 see dwg BSS-14331-008-NS-L012-NS-L014
 Ladder bracket detail see dwg BSS-14331-014-Bracket



Suite B, Westmead House,
 Farnborough, GU14 7LP
 Tel: 01252 547277
 Fax: 01252 547306
 www.betasafetysystems.com

PRELIMINARY DRAWING

Client/Project
 The Honourable Society of Lincolns Inn
 Lincolns Inn Field

Drawing Title
 New Square 10 Roof Plan
 Fall Protection Assets Layout
 PROPOSED

Date 25/06/24	Drawn By CM	Chk. By AF
Scale NTS @A3	Page Size A3	Units mm
Drawing No. BSS-14331-NS10-Assets-PR	Rev 00	