

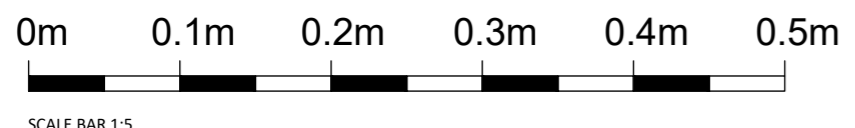



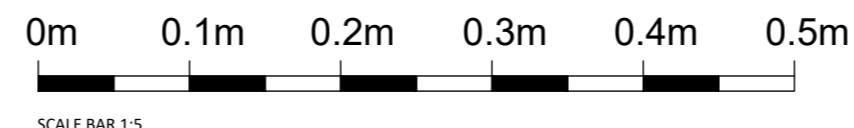
GENERAL NOTES:
 this drawing is to be read in conjunction with all other consultants drawings and specifications. this drawing has been prepared from survey information provided by others. do not scale drawing, use figured dimensions only. this drawing and its contents have been produced for the client and is not intended for any other person or for any other purpose than the drawing status. any discrepancies found should be reported to the architect immediately. this drawing and design remains the copyright of exedra architects limited. all issues of CAD drawings are issued as drawings. any use of and models associated with the CAD drawings are at the users risk as the models are not issued as contractual entities.



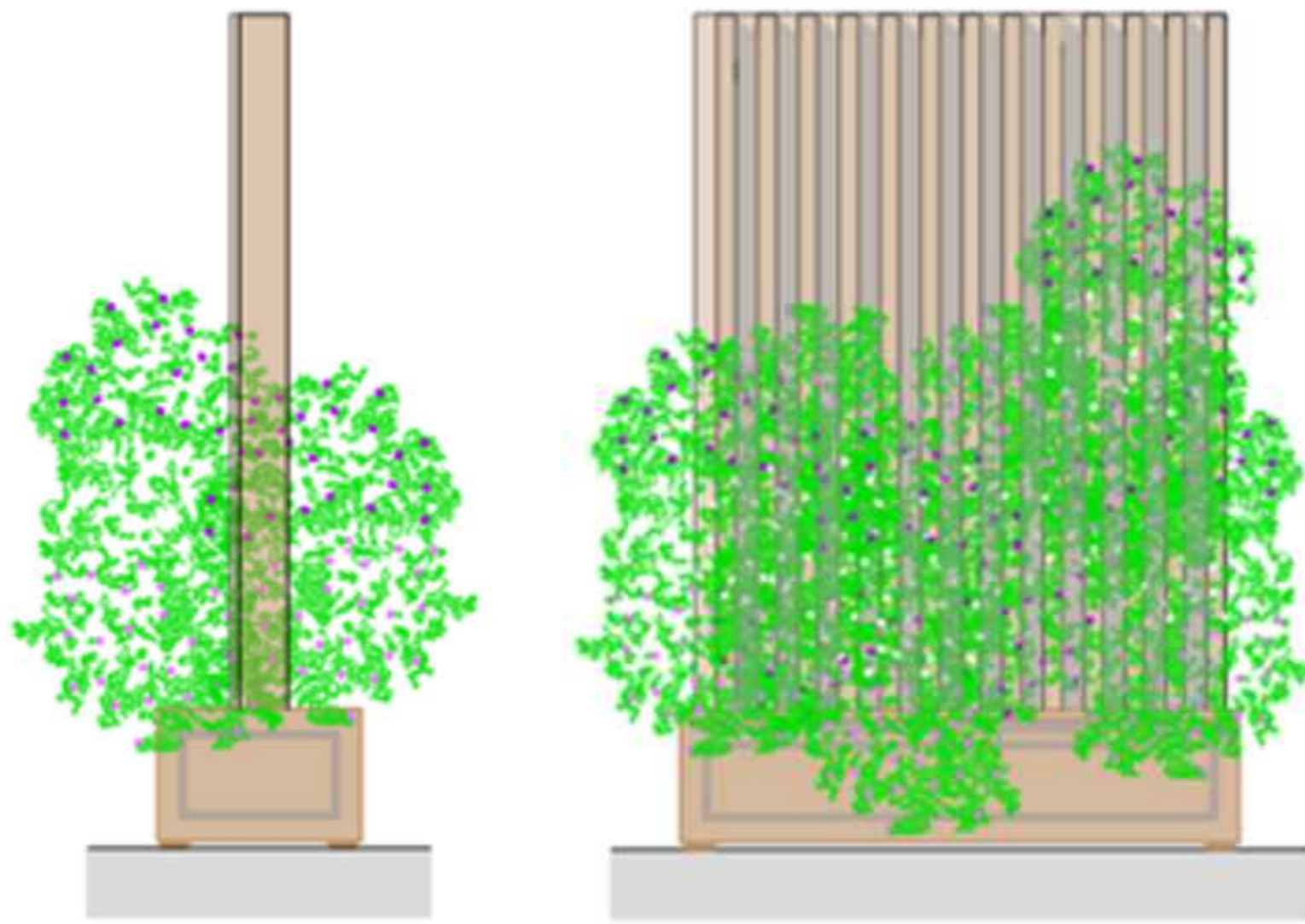
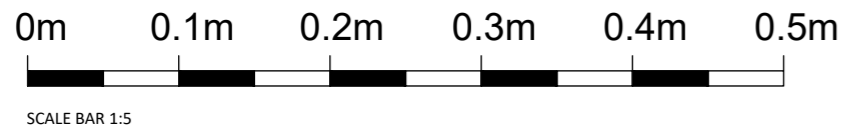
PROPOSED PRIVACY SCREEN - FRONT ELEVATION 1:5 @ A1



PROPOSED PRIVACY SCREEN - SIDE ELEVATION 1:5 @ A1



PROPOSED PRIVACY SCREEN - PLAN 1:5 @ A1



INDICATIVE PLANTING SHOWN TO SCREENS

rev.	date.	description.
project number:	drawing number:	revision:
679 PL800		
client:	MR AND MRS CORDEN	
project:	13 LAMBOLLE ROAD NW3	
drawing title:	PROPOSED PRIVACY SCREEN PLAN AND ELEVATIONS	
scale:	sheet:	date:
1:5	A1	OCT 2024
author:	checked by:	
HN		
discipline:	PLANNING	

RIBA 
 Chartered Practice
 Rest Harrow, Halliford Road, Shepperton, Surrey, TW17 8RU
 www.exedra-architects.co.uk
 020 8546 2115

exedra architects