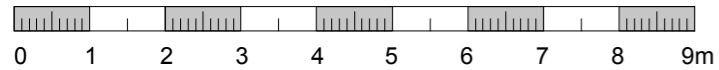
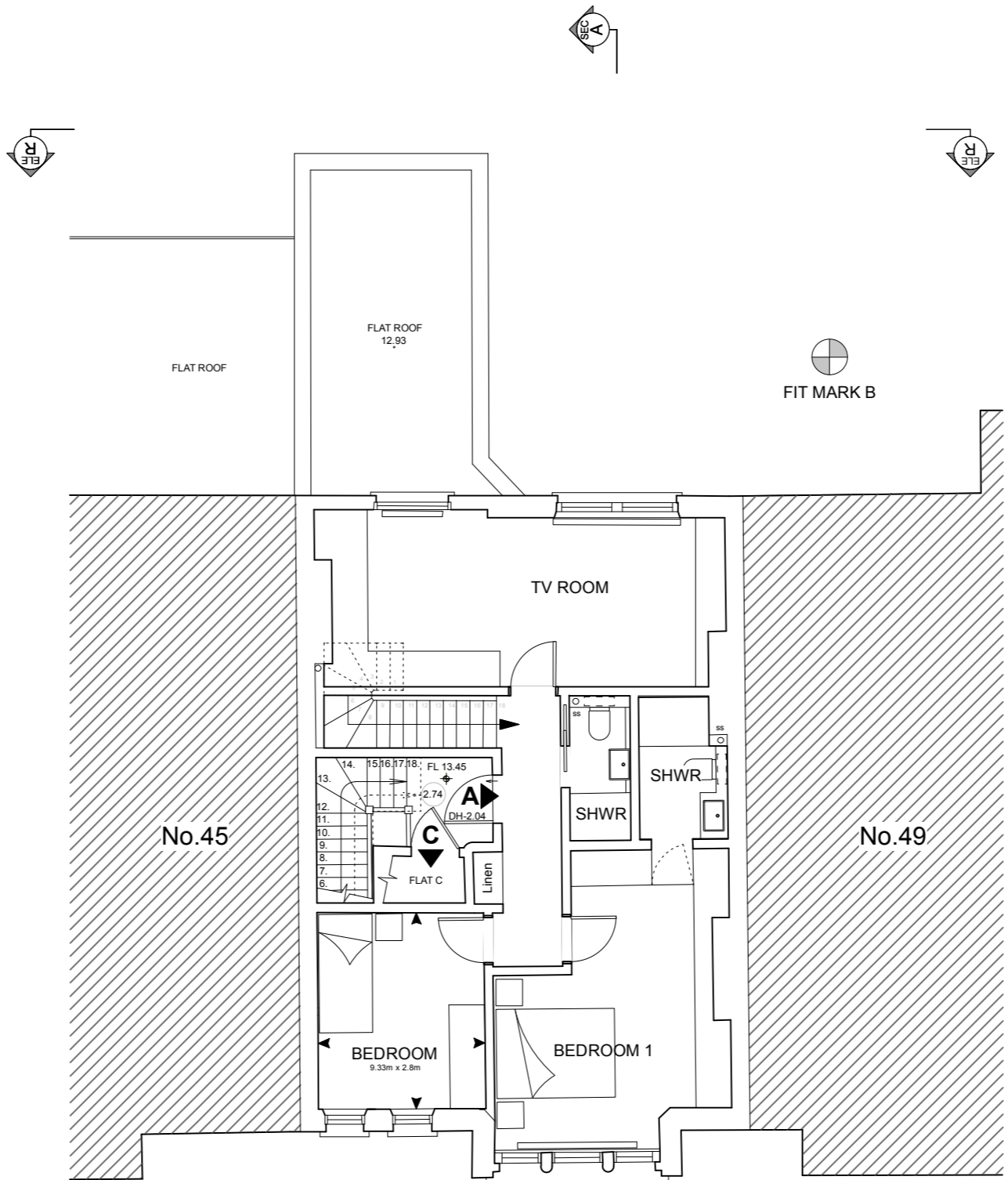
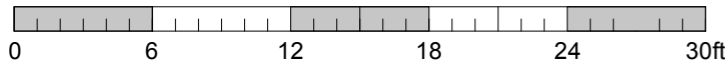


scale bar - metric 1:100@A3 / 1:50@A1



scale bar - imperial



●	CEILING LIGHT
SA	SMOKE ALARM
FB	FUSE BOX
SS	SECURITY SYSTEM
C	CAMERA
SW	SWITCH
TH	THERMOSTAT
AL	ALARM
AR	AERIAL
BT	BRITISH TELECOM
IS	ISOLATOR SWITCH
V	VENT
WL	WALL LIGHT
RAD	RADIATOR
LS	LIGHT SWITCH
S	SINGLE SOCKET
DS	DOUBLE SOCKET
INT	INTERCOM
SP	SPEAKERS
CMA	CARBON MONOXIDE ALARM

METRO PLANS SURVEYS	
MEASURED BUILDING SURVEY	
LEGEND	
F.C 0.00	FLOOR TO CELL HEIGHT
C-H 0.00	CELL TO HEAD HEIGHT
FL 0.00	FLOOR TO CEILING HEIGHT
FL 21.80	FLOOR LEVEL
0.00m	SPRING HEIGHT
K	SINGLE STEP HEIGHT
AH	ACCESS HATCH
ARK	ARCH HEAD LEVEL
BR	BOLDER
BOL	BOLLARD
BM	BENCHMARK
BFL	BEAM SLOTT LEVEL
BSH	BEAM SLOTT HEIGHT
CAB	CABINET
CATV	CABLE TV
CHD	CLIMBING
CCTV	CCTV CAMERA
CL	CEILING LEVEL
CNT	COUNTER
CH	CEILING HATCH
CL	CEILING LIGHT
CV	CEILING VENT
DH	DOOR HEIGHT
EAVE 00.00	EAVE LEVEL
EM	ELECTRIC METER
EP	ELECTRICAL POLE
FC	FALSE CEILING
FP	FIRE PLACE
FB	FUSE BOARD
FA	FIRE ALARM
FI	FIRE INDICATOR
FE	FIRE EXTINGUISHER
GM	GAS METER
GP	GATE POST
GV	GAS VALVE
GV	Gully
IC	INSPECTION CHAMBER
NI	NOISE
IP	STORM WATER INLET
MH	MANHOLE
CL	COVER LEVEL
IL	INVERT LEVEL
OHC	OVER HEAD CABLE
OHD	OVERHANG
P	POLE
PAR.00.00	PARAPET LEVEL
P&T	POST & TELECOM
PS	POWER SUPPLY
RAD	RADIATOR
RE	ROOFING EYE
RS	ROAD SIGN
RWP	RAIN WATER PIPE
RIDGE 00.00	RIDGE LEVEL
BLV	BELONGING
SL	SHEDLIGHT
SV	STOP VALVE
SVP	SOIL VENT PIPE
SUR	SUSPENDED CEILING
SW	SWITCH
TOP 00.00	TOP OF FENCE
T&W 00.00	TOP OF WALL
TP	TELEPHONE POLE
WH	WATER HEATER
WM	WATER MAIN
WT	WATER TANK
WV	WATER VALVE
WL	WALL LAMP
WS	WORK SURFACE
SS	SURVEY STATION
IRSI 000000.00	IRSI 000000.00
IRSI 000000.00	IRSI 000000.00
IRSI 000000.00	IRSI 000000.00
IRSI 000000.00	IRSI 000000.00
IRSI 000000.00	IRSI 000000.00

NOTES

All levels to arbitrary datum

-	-	-	-
-	-	-	-
-	-	-	-
-	-	-	-
-	-	-	-
-	FULL ISSUE	06/02/2024	DC

METRO PLANS
 33 GOLDSMITH ROAD
 ACTON
 LONDON W3 6PX
 TEL NO. + 44 (0) 20 8354 9331
 EMAIL: info@metroplans.com
 WEB: www.metroplans.com

PROJECT
47A HOWITT RD, NW3 4LU

SURVEY TYPE
EXISTING 1st FLR PLAN

Drawn by	TZ	Scale	1:100@A3 1:50@A1
Checked by	DC	Job No.	1139
Date	NOV 2024	Dwg No.	1139-S04A

