


NETHERWOOD YOUTH AND FAMILY HUB
5 NETHERWOOD ST, BRONDESBURY, LONDON NW6 2QU

CERTIFICATE OF LAWFULNESS APPLICATION FOR THE
INSTALLATION OF EQUIPMENT UNDER PART 12 OF THE
GENERAL PERMITTED DEVELOPMENT ORDER 1995 (AS
AMENDED).

INSTALLATIONN OF 3 X AIR SOURCE HEAT PUMPS AND
ANTI-CLIMB FENCING.

EN-PLAN

PLANNING & ARCHITECTURE



A
1 Location Plan
1:1250



©Crown Copyright and database rights 2018 OS 100019980



A
2 Block Plan
1:500



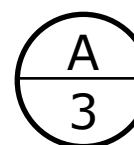
©Crown Copyright and database rights 2018 OS 100019980

NOTES:

- 1) THESE DRAWINGS REMAINS THE PROPERTY OF EN-PLAN
- 2) ALL DIMENSIONS ARE TO BE CHECKED BY THE CONTRACTOR.
- 3) ALL DIMENSIONS IN MILLIMETRES UNLESS OTHERWISE STATED.
- 4) DO NOT SCALE COPIES OF THIS DRAWING.
- 5) THIS PLAN MUST BE READ IN CONJUNCTION WITH ANY OTHER PLANS IN THE SET AND ANY SPECIALIST DRAWINGS RELATED TO THE PROJECT.
- 6) ALL DISCREPANCIES TO BE REPORTED TO EN-PLAN BEFORE CONTINUING.

SITE PLAN

PLANS TO BE PRINTED ON A3.



Site Plan

1:200

NOTES:

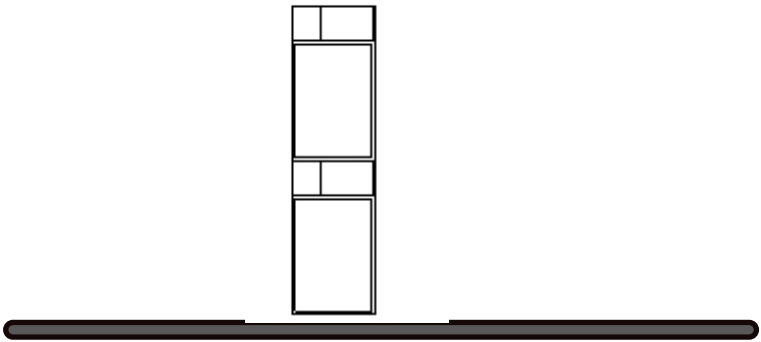
- 1) THESE DRAWINGS REMAINS THE PROPERTY OF EN-PLAN
- 2) ALL DIMENSIONS ARE TO BE CHECKED BY THE CONTRACTOR.
- 3) ALL DIMENSIONS IN MILLIMETRES UNLESS OTHERWISE STATED.
- 4) DO NOT SCALE COPIES OF THIS DRAWING.
- 5) THIS PLAN MUST BE READ IN CONJUNCTION WITH ANY OTHER PLANS IN THE SET AND ANY SPECIALIST DRAWINGS RELATED TO THE PROJECT.
- 6) ALL DISCREPANCIES TO BE REPORTED TO EN-PLAN BEFORE CONTINUING.



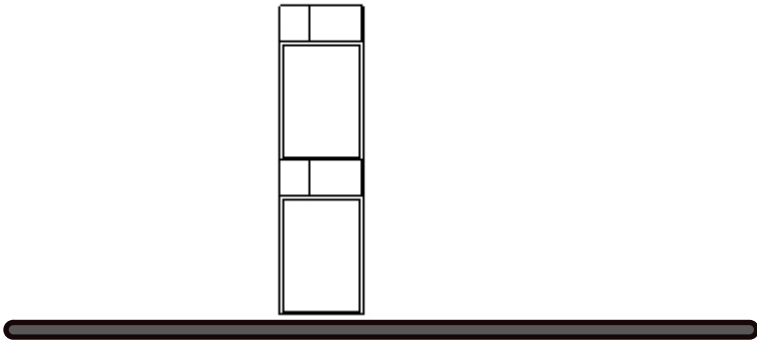
AIR SOURCE HEAT PUMP DETAILS

PLANS TO BE PRINTED ON A3.

- NOTES:
- 1) THESE DRAWINGS REMAINS THE PROPERTY OF EN-PLAN
 - 2) ALL DIMENSIONS ARE TO BE CHECKED BY THE CONTRACTOR.
 - 3) ALL DIMENSIONS IN MILLIMETRES UNLESS OTHERWISE STATED.
 - 4) DO NOT SCALE COPIES OF THIS DRAWING.
 - 5) THIS PLAN MUST BE READ IN CONJUNCTION WITH ANY OTHER PLANS IN THE SET AND ANY SPECIALIST DRAWINGS RELATED TO THE PROJECT.
 - 6) ALL DISCREPANCIES TO BE REPORTED TO EN-PLAN BEFORE CONTINUING.



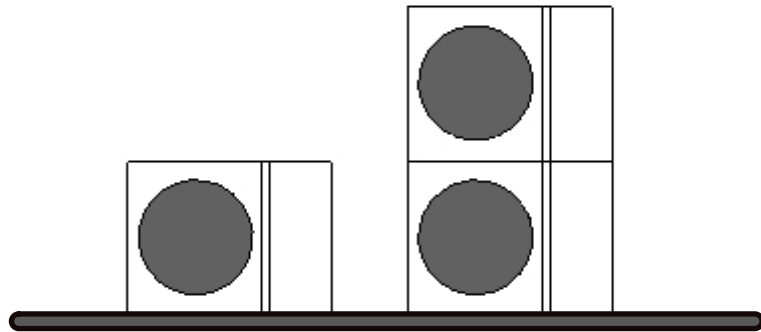
A
4
Side Elevation
1:50



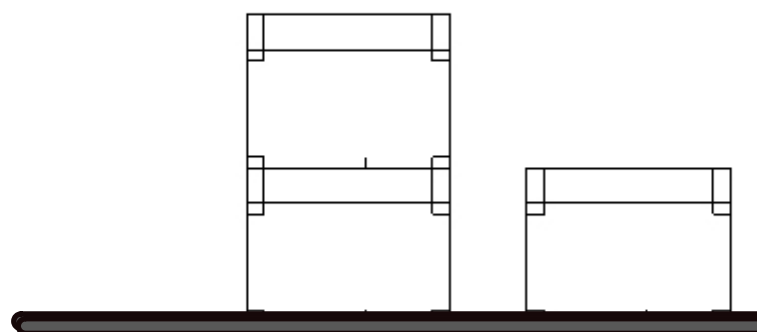
A
5
Side Elevation
1:50




A
8
Plan View
1:50



A
6
Front Elevation
1:50



A
7
Rear Elevation
1:50



A
9
Anti-climb fencing
1:50

- 1) THESE DRAWINGS REMAINS THE PROPERTY OF EN-PLAN
- 2) ALL DIMENSIONS ARE TO BE CHECKED BY THE CONTRACTOR.
- 3) ALL DIMENSIONS IN MILLIMETRES UNLESS OTHERWISE STATED.
- 4) DO NOT SCALE COPIES OF THIS DRAWING.
- 5) THIS PLAN MUST BE READ IN CONJUNCTION WITH ANY OTHER PLANS IN THE SET AND ANY SPECIALIST DRAWINGS RELATED TO THE PROJECT.
- 6) ALL DISCREPANCIES TO BE REPORTED TO EN-PLAN BEFORE CONTINUING.

It is the applicant's view that the proposed development complies fully with the above.



Not to scale