

EJ0.02



Existing Condition:


- The front kitchen doors have deteriorated and veneer is starting to peel off
- Panels present mouldy patches
- The dishwasher and fridge front door need replacing

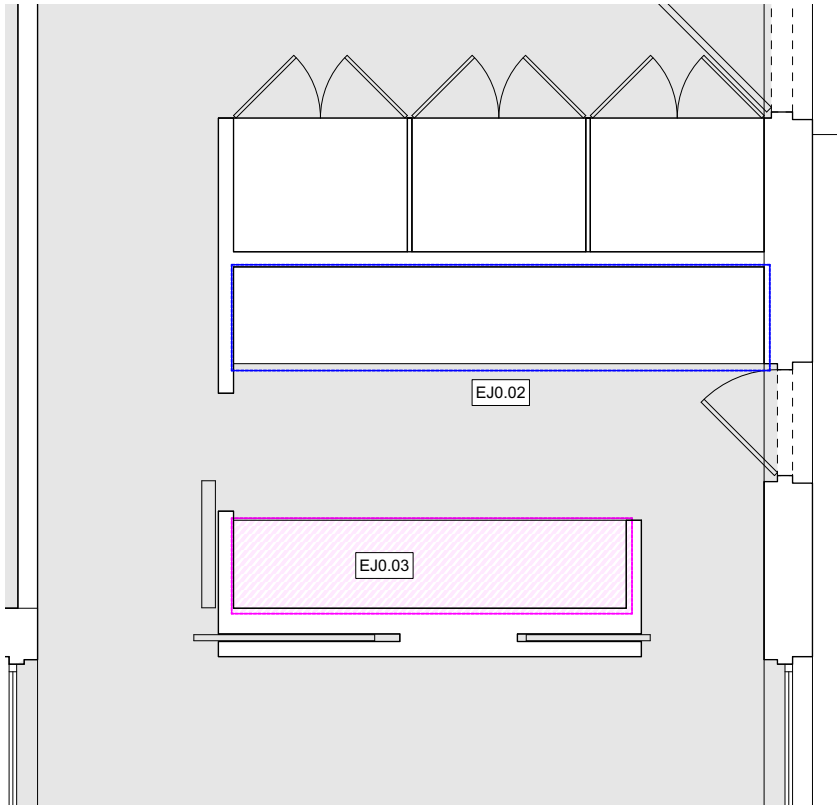
Proposed Changes:

- Replace panels for the fridge and dishwasher to match existing panels
- Add high level cupboards in matching finish and style
- Replace sink and cooker

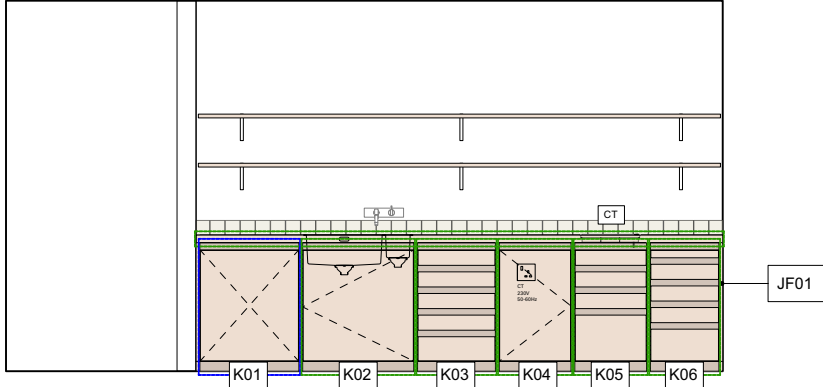
EJ0.03

EJ0.03 to be removed and replaced with a kitchen island. The island cabinet fronts will be in matching style to the existing kitchen. Top, sides and rear of island to be clad in tiles.

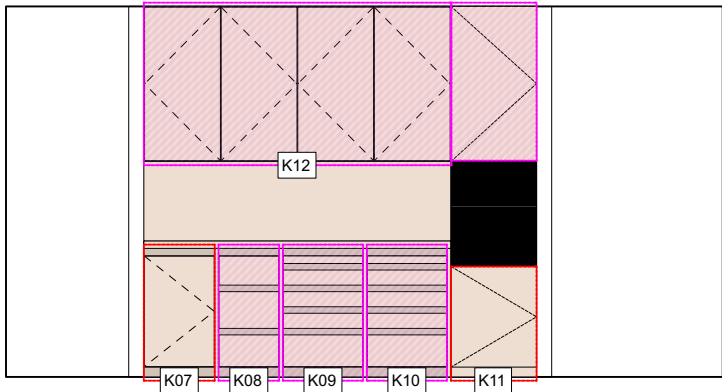
 All salvagable panels and drawer fronts from the kitchen unit will be repurposed for the new fronts of the studio and the kitchenette.



1 Existing Plan - Kitchen
1:50@A3



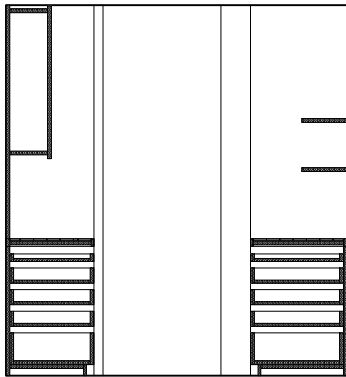
2 Existing Elevation - Kitchen
1:50@A3









3 Existing Elevation - Kitchen
1:50@A3

K08, K09, K10, top of
K11 moving to studio

K12 moving to
kitchenette



4 Existing Section - Kitchen
1:50@A3

Rev.	Date	Description	Notes	Joinery Restorarian Key		PROJECT: CLIENT:	Belsize Lane Charlie & Christina	PROJECT No: 245	EBBA
A	12/11/2024	Planning	SCOPE OF WORKS SUBJECT TO BE CONFIRMED AFTER JOINERY CONDITION HAS BEEN ASSESSED BY SPECIALIST. SUBJECT TO FURTHER INVESTIGATION AND OPPORTUNITY FOR RESTORATION.	<div> Retain as existing, making sure joinery is catalogued if demounting is required.</div> <div> Restore to remove imperfections and address mould, with replacement of veneer to match existing if required, to the extent necessary.</div> <div> Relocate joinery and reuse in house. Refer to drawings for specific reuse areas</div>	<div> New joinery with Maple veneer to match existing, samples to be available upon request</div> <div> Remove joinery that is damaged.</div> <div> Restored and relocated joinery to new location within house</div>	DATE: 12/11/2024 SCALE: 1:50 @ A3 DRAWING: Existing EJ0.02 - EJ0.03 REFERENCE: 245-PL-411	STATUS: FOR PLANNING	ISSUE: REV A T +44 (0)7927755317 www.eb-ba.co	
			• ALL CO-ORDINATES, LEVELS, DIMENSIONS AND DISCREPANCIES ARE TO BE REPORTED TO THE ARCHITECT IMMEDIATELY • ALL STRUCTURAL ELEMENTS ARE TO BE DESIGNED BY THE STRUCTURAL ENGINEER • ALL DRAWINGS TO BE READ IN CONJUNCTION WITH ARCHITECTURAL SPECIFICATION • DO NOT SCALE FROM THESE DRAWINGS, USE FIGURED DIMENSIONS ONLY						