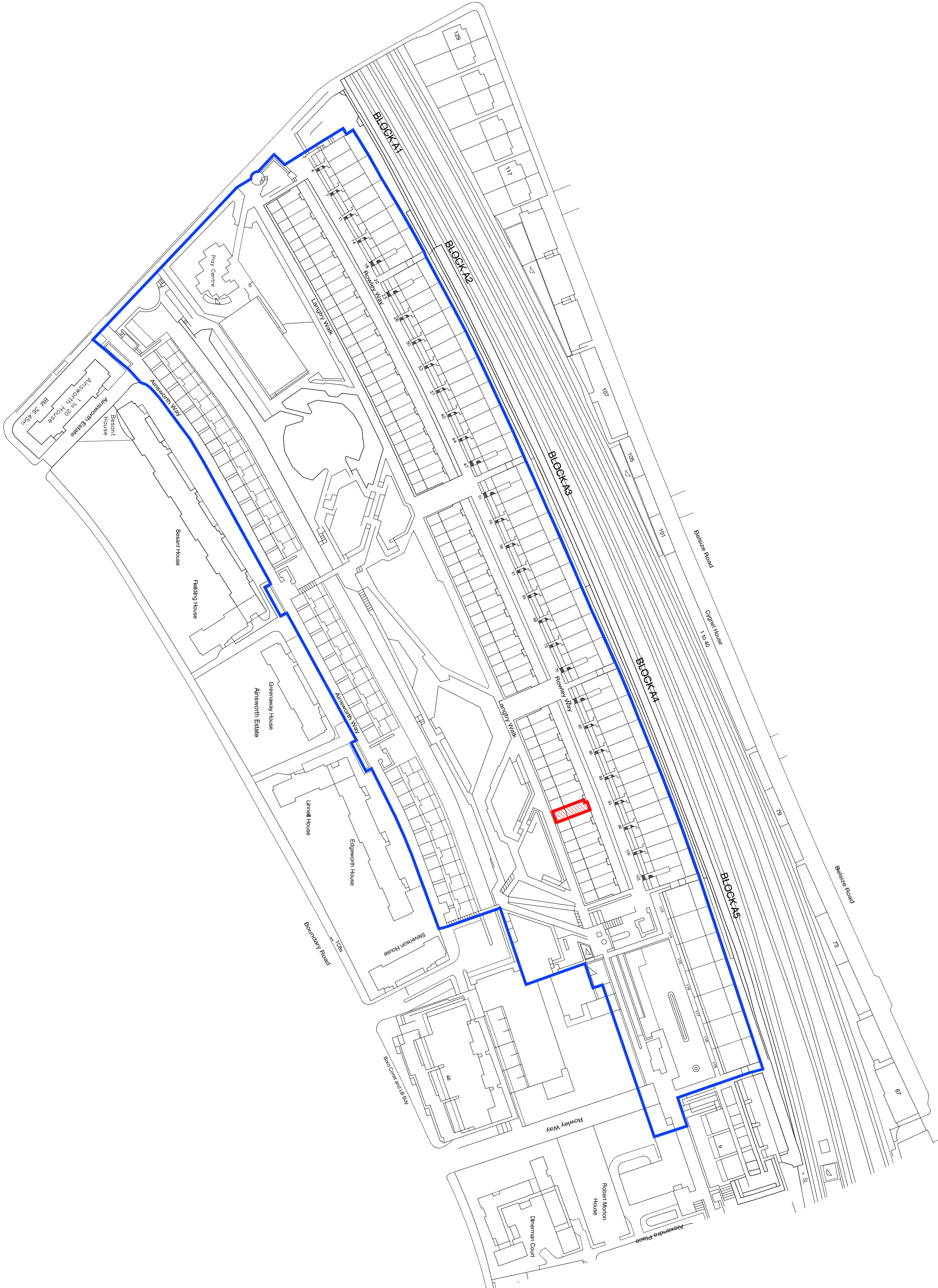
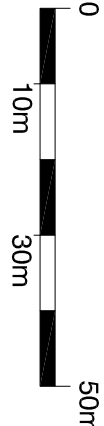
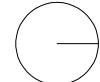


Notes

1. Do not scale this drawing.
2. All dimensions must be checked on site and any discrepancies verified with the architect.
3. Dimensions are given in metres; all dimensions are to structural surfaces.
4. Drawing to be read with all other issued information. Any discrepancies to be brought to the attention of the architect.
5. This drawing is the copyright of Levitt Bernstein and may not be copied, altered or reproduced in any form, or used in any way without the written consent of Levitt Bernstein.

This is not a construction drawing. It is unsuitable for the purpose of construction and must on no account be used as such.



P1	30.10.24	ISSUED FOR PLANNING	KS
Rev	Date	Description	Initials

Project name

Alexandra Road Estate
Occupational Therapy Adjustments

Drawing number	Rev
----------------	-----

2504_LB_ARE_00_A_SY_920	P1
-------------------------	----

Drawing

SITE LOCATION PLAN - FLAT 91B

Purpose of Issue	Date
PLANNING	OCT 24

Scale	Drawn
1:1250 @ A1	KS

Client	Checked
London Borough of Camden	

Levitt Bernstein
levittbernstein.co.uk

London
Thames Studios,
24 Thame Wills,
London W7 7JH
+44 (0)20 7275 7676

Manchester
Bonded Warehouse,
18 Lower Byron Street,
Manchester M4 6BT
+44 (0)161 858 5740