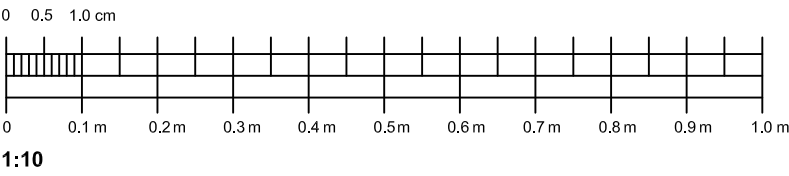


Door No.	From Room	To Room	Type	Material		Finish		Fixings	Operation	Swing	Closer	Push Plate	Kick Plate	Vision Panel	Panic Bar	External Access	Internal Release	Statutory Signage	Secondary Signage	Clear Opening (mm)		Structural Opening (mm)		Fire Rating	Notes
				Door	Frame	Door	Frame													Width	Height	Width	Height		
D.01	04 Lobby	05 Quiet Room	A	Solid core	Timber	Oak Veneer	Painted	Hinged	Manual	↶	X		X	X		Lever handle	Lever handle			826	1981	926	2031		
D.01	03 Kitchen	Storage Cupboard	B	Solid core	Timber	Oak Veneer	Painted	Hinged	Manual	↷			X			Lever handle, cylinder lock	Lever handle, thumb turn			1715	1981	1815	2031		

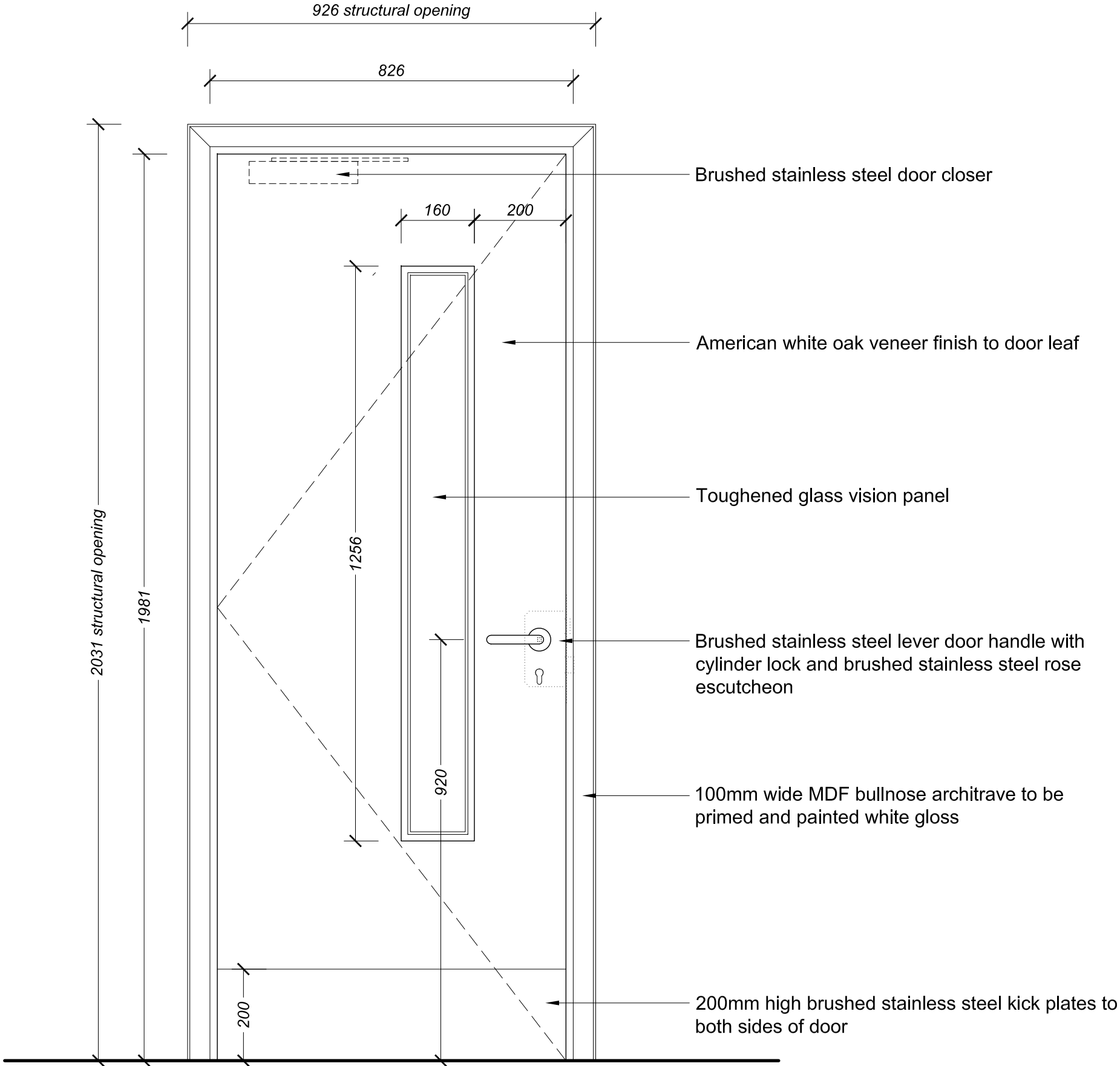
01

DOOR SCHEDULE

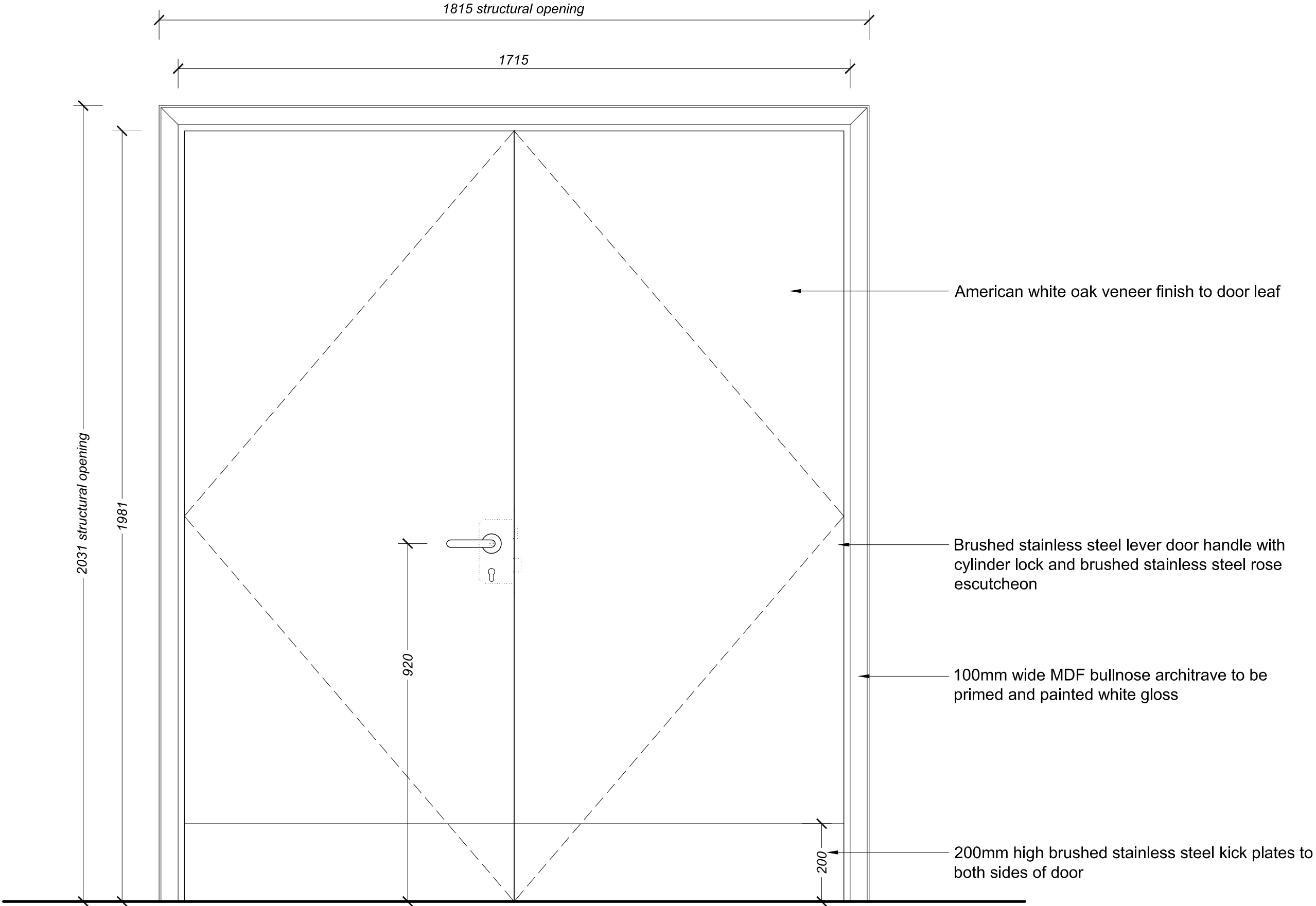
INTS



NOTE: Contractor to measure all openings on site prior to ordering new doors



TYPE A



TYPE B

02

PROPOSED DOOR ELEVATIONS

Scale 1:10 @ A1

©
DO NOT SCALE. Use figured dimensions only. Contractor is to check all dimensions before commencement of works. This drawing is copyright. This data to be used as a guide only - not as live data. This drawing must only be used for the purpose for which it is supplied.

/	18/09/24	CM	FOR LANDLORD'S CONSENT	GO	ASF
no.	date	by	revision details	Ckd	App

STRALA architects

3rd Floor, 9 Stevenson Square
Northern Quarter, Manchester. M1 1DB

Tel: 0161 236 5866
E: office@strzarch.co.uk



client
LONDON NORTH EASTERN RAILWAY

project
ELR: ECM1, MILEAGE: 0m 00ch, OS Ref: TQ302830
LONDON KINGS CROSS TRAIN STATION
STAFF MESS ROOM

drawing status
FOR LANDLORD'S CONSENT

drawing title
PROPOSED DOOR SCHEDULE

drawn by	date	checked by	date
CM	18/09/24	GO	18/09/24
Approved by	date	Reviewed by	date
ASF	18/09/24	RES	18/09/24
Network Rail dwg no.		revision no.	sht no.
		/	1 of 1
consultant dwg no.	scale	sht size	
3343-401	1:10	A1	