


6 Burton Place AOV



Step 1.

Remove Existing AOV panel from the skylight and install new mini trunking to new location.


Install new AOV panel complete with new AOV manual break glass.



Step 2.


Install new AOV manual break glass unit in the existing location.
Link AOV system to the wireless fire alarm via 2no. Hyfire relay units.

Commission system.



Step 3.


Remove all fire alarm FP cable throughout the staircase and conventional devices marked in blue. Made good using filler, white and magnolia paint.



Galaxy A71
11 July 2024 09:45



Galaxy A71
11 July 2024 09:45



Galaxy A71
11 July 2024 09:44

