

**Carlos Riveros**

8 Fulwood Place, London, WC1V 6HG

# Best Price Guide

The best data and local market trends to help you understand how to price your property based on the following:

Area of interest	Properties marketed between	Properties marketed by
WC1V 6HG	6 Mar 23 - 1 Oct 24	Any Agent



## Chestertons, Covent Garden Lettings

196 Shaftesbury Avenue, Covent Garden, London, WC2H 8JF

Phone: 020 3872 5331

Fax: +442072409221

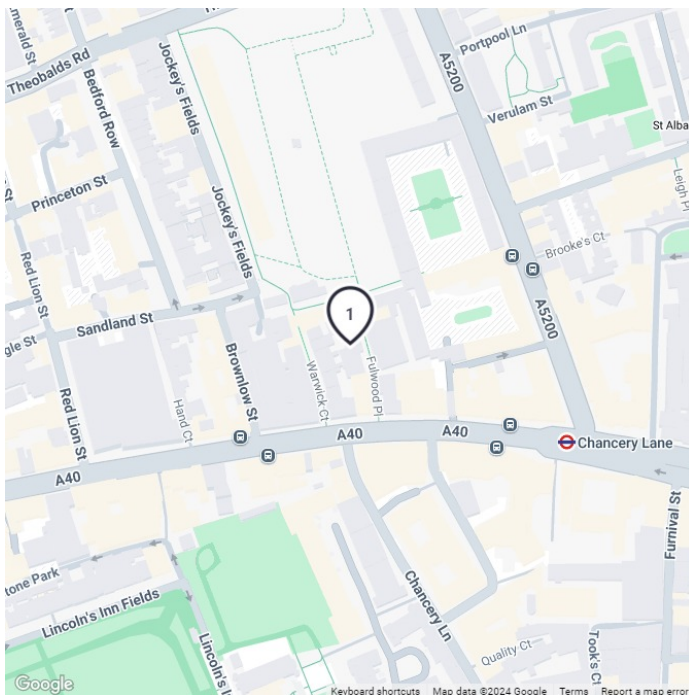
Email: [cql.portals@chestertons.co.uk](mailto:cql.portals@chestertons.co.uk)



rightmove 

# Introduction


The Best Price Guide provides comparable property information selected by Chestertons to help establish the best market price.



## Map of properties included in this report

The icons indicate the centre of the postcode and not necessarily the exact location.

## Comparable property



NO LONGER ADVERTISED SOLD STC

### Terraced house for sale Fulwood Place, Grays Inn, WC1V

- Lift access to all floors.
- It is conveniently situated for access to both the City and...

Marketed from 2 Jun 2023 to 10 Nov 2023 (160 days)

£1,900,000

\* Legal information present on page 2

The properties in this report were advertised on Rightmove during the dates specified. These properties were not marketed by Chestertons unless otherwise stated.

Page: 1/3

The sold price history information is provided by HM Land Registry (for properties in England and Wales) and the Registers of Scotland (for properties in Scotland). It is matched to Rightmove properties by house number and full postcode. There is not always a match. HM Land Registry data covers the period from 01 January 1995 and the Registers of Scotland data covers the period from 18 October 1996 and is updated on a monthly basis therefore is correct as at the end of the last calendar month. The dates shown relate to the property's registered date, not sold date.

©Crown copyright material originating from HM Land Registry is reproduced with the permission of HM Land Registry under delegated authority from the Controller of HMSO. Contains public sector information licensed under the [Open Government Licence v3.0](#). Material originating from the Registers of Scotland is reproduced with the permission of the Keeper of the Registers of Scotland and contains data compiled by THE Registers of Scotland. If you have found an error with the data, please contact the HM Land Registry for properties in England and Wales, or the Registers of Scotland for properties in Scotland.

HM Land Registry: This information is intended for research purposes only. HM Land Registry will not permit the use of individual house price information to be re-used commercially. You should not use the information for commercial purposes nor must you copy, distribute, sell or publish the data in any way. Any other use of the material requires the formal written permission of HM Land Registry, and is subject to an additional licence and associated charge.

The Registers of Scotland: The Registers of Scotland allows the reproduction of the data which provided to Rightmove free of charge in any format or medium, only for research, private study or for internal circulation within an organisation. This is subject to it being reproduced accurately and not used in a misleading context. The material must be acknowledged as Crown Copyright. You must not use the data for commercial purposes, nor must you copy, distribute, sell or publish the data in anyway.

Rightmove provides HM Land Registry, the Registers of Scotland and Rightmove data "as is". Rightmove does not warrant fitness of the data for any purpose and is provided for informational purposes only. No warranty, express or implied, is given relating to the accuracy of content of HM Land Registry, the Registers of Scotland or Rightmove data and Rightmove does not accept any liability for error or omission. You must only use this data under the terms and conditions of your contract with Rightmove. Any unauthorised use could result in the termination of your membership with Rightmove in accordance with the relevant provisions in the Rightmove General Membership Terms and Conditions.



# Market Information



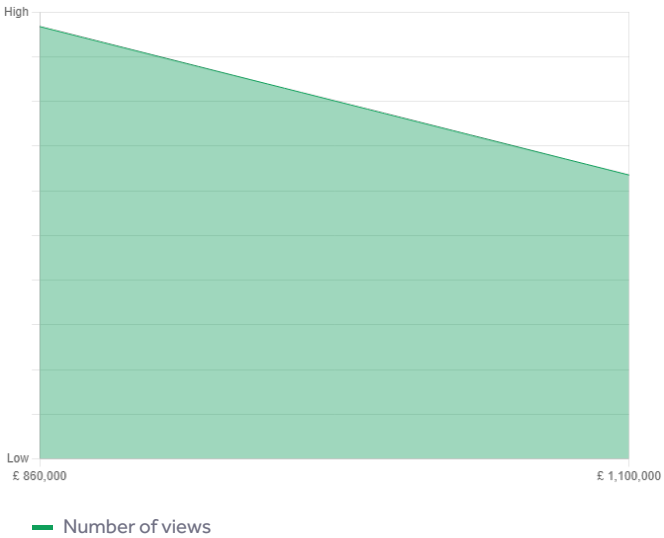
**New vs. sold subject to contract (STC) properties in WC1V 6HG**

This graph shows the number of new properties vs. the number of sold STC properties listed by all agents, over the last 6 months on Rightmove. It's a good indicator of the recent supply and demand levels for properties like this.



**Average prices of properties in WC1V 6HG**

This graph shows the average asking price and final selling price of properties in this area, listed by all agents, over the last 12 months on Rightmove. The Land Registry sold price data is usually only available 2-3 months after a sale is completed.



**Number of property views in the last 6 months for your selected property types within WC1V**

This graph shows the amount of searches on Rightmove over the last 6 months for properties like this, at various prices. It's an indicator of the price point(s) that will generate the most interest for similar properties in this area.