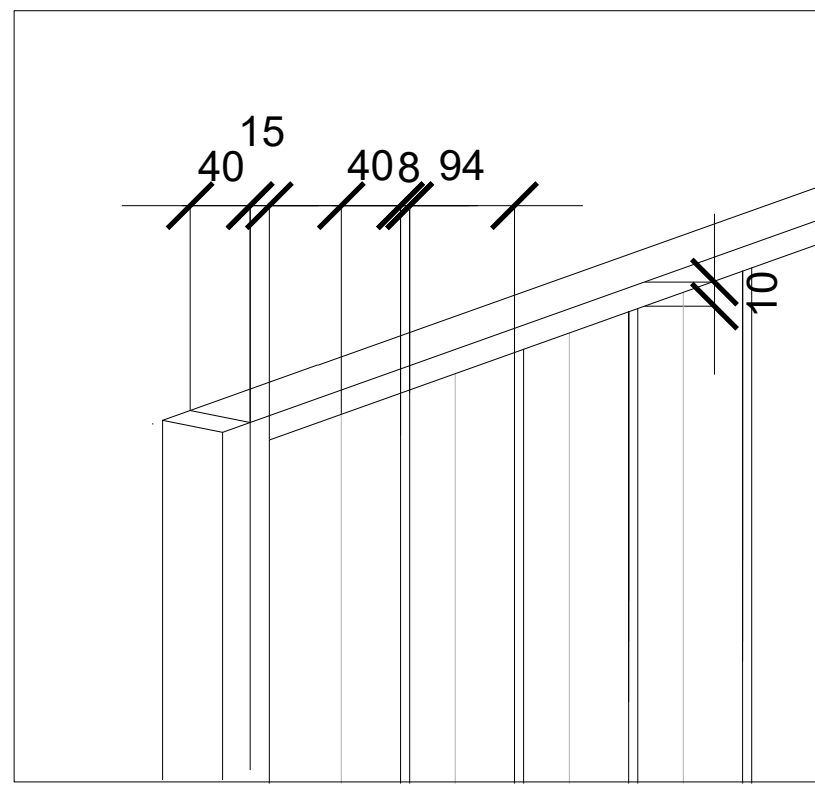
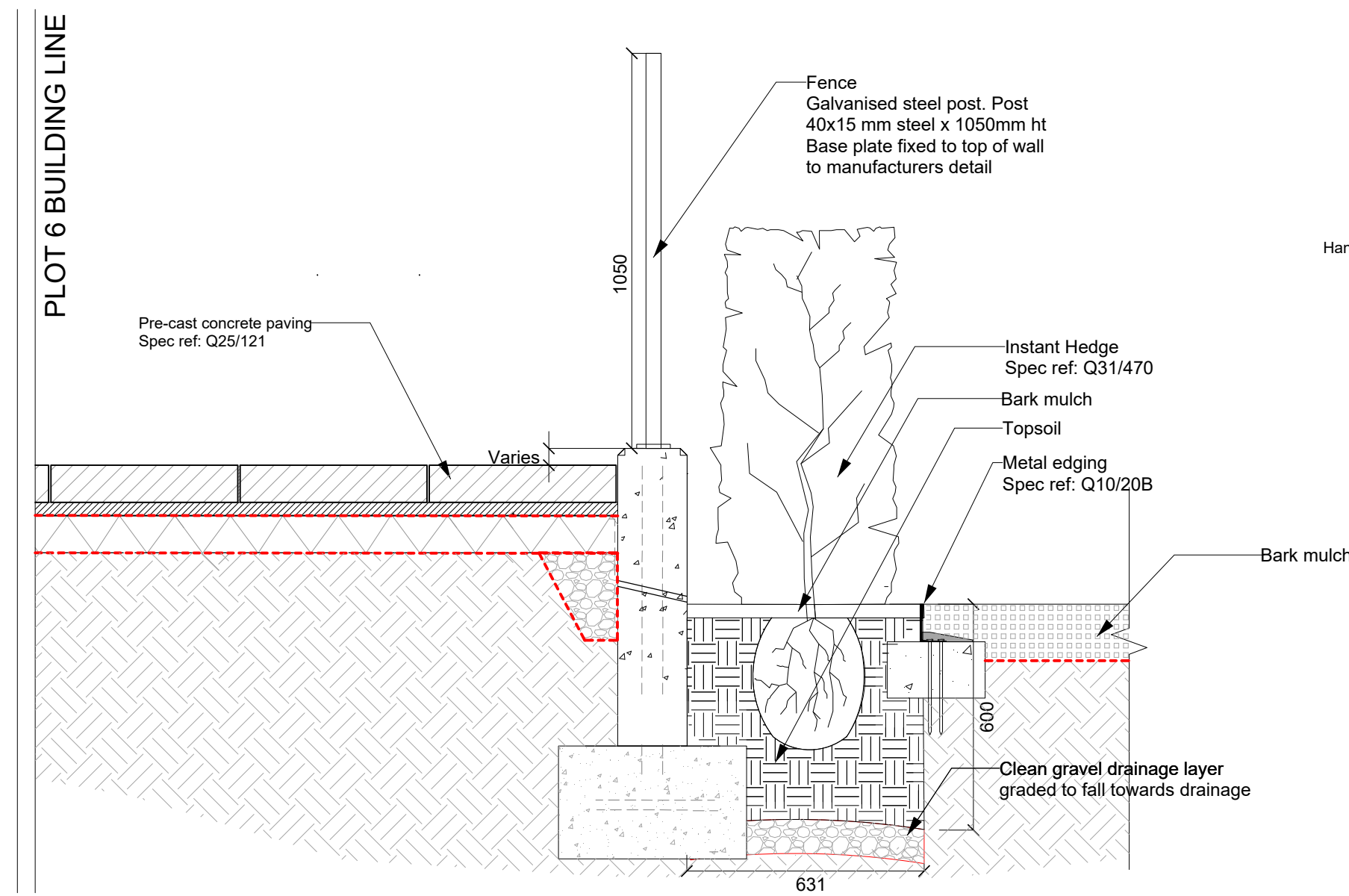


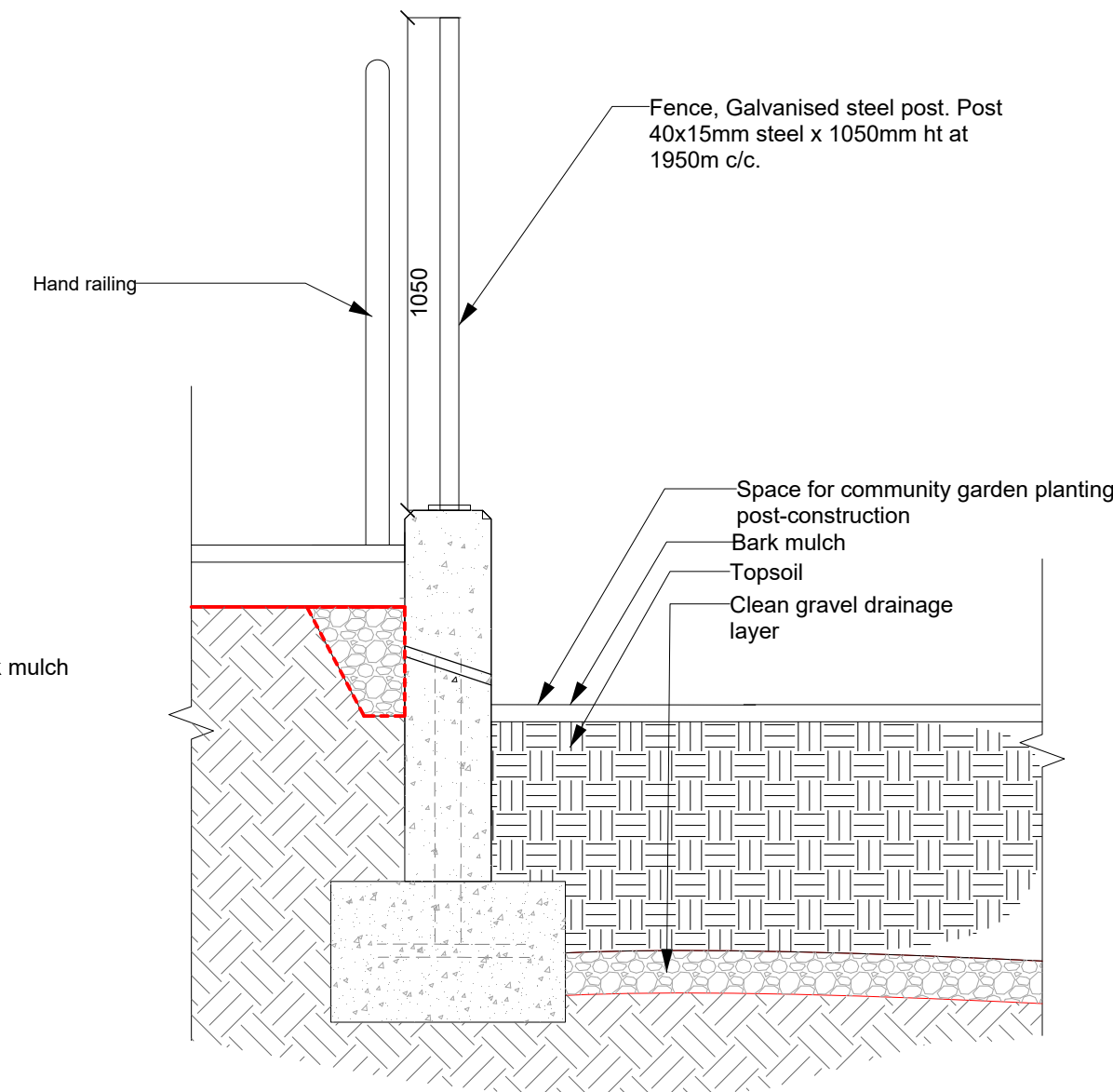
**B3**  
117 Community Garden Boundary  
Scale 1:15



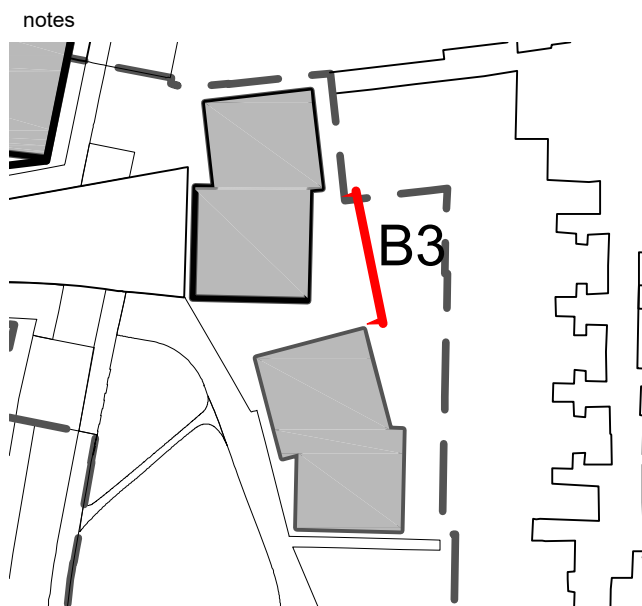
**D1**  
D-54 Typical Detail of Gateway Boundary  
Scale 1:5



**S-B3**  
117 Community Garden Boundary - Typical Section  
Scale 1:15



**S2**  
P-17 Community Garden Boundary - Typical Section  
Scale 1:15



#### GENERAL NOTES:

Detail drawings show layouts and design intent and should be read in accordance with general Arrangement drawings, Specification, and any Schedules.

All details and interfaces to be developed with Contractor and key Subcontractors.

All drainage proposals to Drainage Engineer's details and dwgs. All sub-surface build-ups to Engineer's details.

Drawings may indicate elements to be designed and specified by other Consultants for coordination purposes. Please also refer to these drawings, schedules and specifications. Please report any discrepancies to Architect for confirmation.

Full fabrication drawings to be provided for approval of all elements, details and interfaces.

All levels and calculations to be confirmed by the contractor.

#### DRAWING NUMBERING:

246 - 100	Existing
246 - 110	Proposed Plans
246 - 200	Sections
246 - 300	Schedules / Elements
246 - 310	Design Details
246 - 500	Phasing

**Rev C: All fencing and gate metalwork to be powder coated and painting White RAL 9010**

C	28 08 24	BK	For Construction
B	12 07 24	BK	Stage 4 for Tender
A	05 07 24	BK	Stage 4 for Tender
-	22 04 24	BK	Stage 4

## CONSTRUCTION

rev	date	check	comments
357 Kennington Lane, Vauxhall, SE11 5QY T 020 7703 3555 F 020 7703 3890 E info@dsdha.co.uk W www.dsdha.co.uk			
project			
Central Somers Town			
drawing title			
Central Somers Town - Masterplan Plot 5/6 Community Garden Boundary Detail			
drawn	size	date	scale
BK	A1	18 04 24	1:5/1:15
drawing number			revision
246A-310-117			C
REPORT DISCREPANCIES DO NOT SCALE FROM THIS DRAWING COPYRIGHT © DSDHA		USE LATEST REVISION CHECK DIMENSIONS ON SITE	