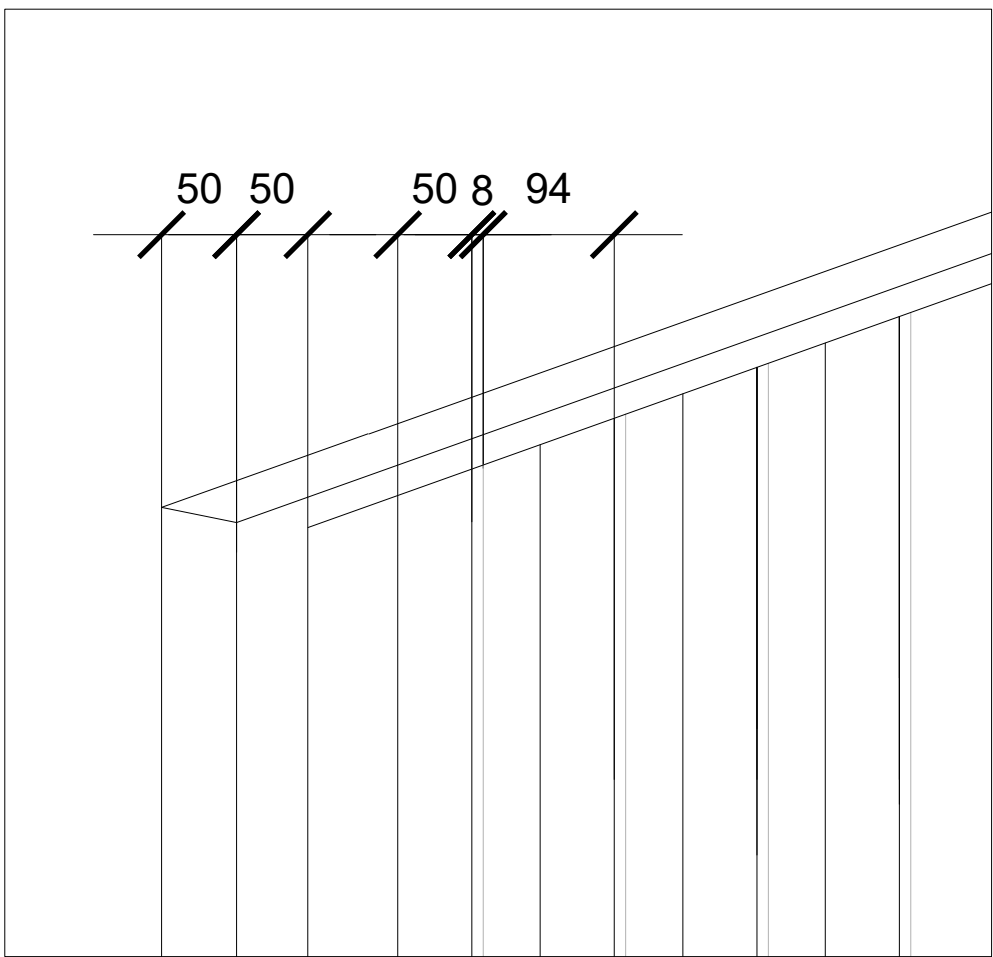
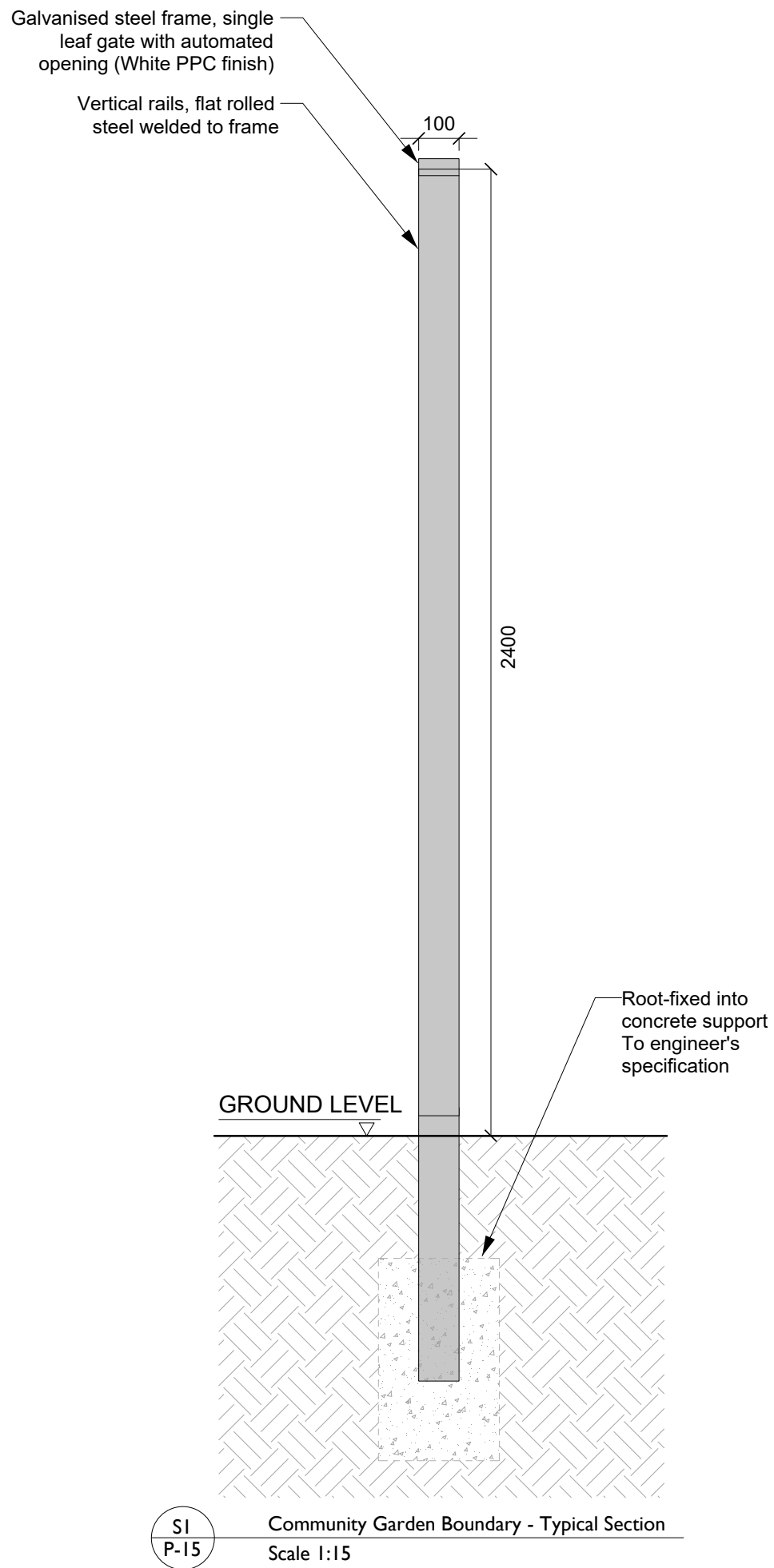


*ALL METAL WORK TO BE GALVANIZED
DETAIL SUBJECT TO FURTHER SURVEY AND COORDINATION

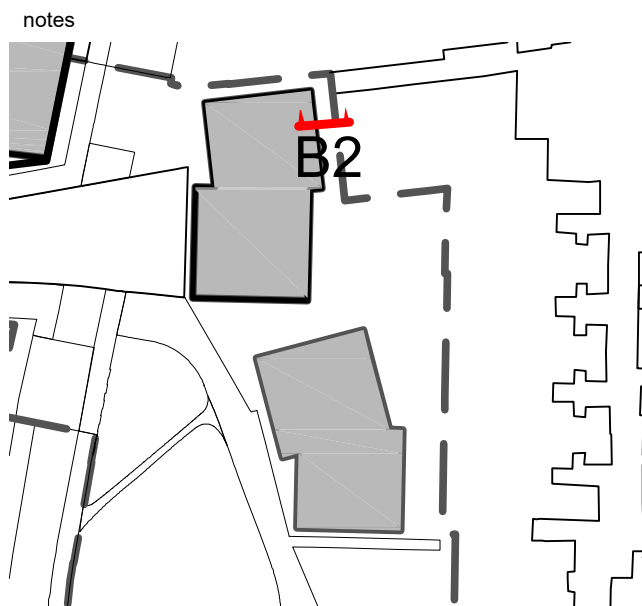
B2
116 Chennies Place Gateway
Scale 1:15



D1
P-16 Typical Detail of Gateway Boundary
Scale 1:5



S1
P-15 Community Garden Boundary - Typical Section
Scale 1:15



GENERAL NOTES:

Detail drawings show layouts and design intent and should be read in accordance with general Arrangement drawings, Specification, and any Schedules.

All details and interfaces to be developed with Contractor and key Subcontractors.

All drainage proposals to Drainage Engineer's details and dwgs. All sub-surface build-ups to Engineer's details.

Drawings may indicate elements to be designed and specified by other Consultants for coordination purposes. Please also refer to these drawings, schedules and specifications. Please report any discrepancies to Architect for confirmation.

Full fabrication drawings to be provided for approval of all elements, details and interfaces.

All levels and calculations to be confirmed by the contractor.

DRAWING NUMBERING:

246 - 100 Existing
246 - 110 Proposed Plans
246 - 200 Sections
246 - 300 Schedules / Elements
246 - 310 Design Details
246 - 500 Phasing

Rev C: All fencing and gate metalwork to be powder coated and painting White RAL 9010

C 28 08 24 BK For Construction
B 12 07 24 BK Stage 4 for Tender
A 05 07 24 BK Stage 4 for Tender
- 22 04 24 BK Stage 4

CONSTRUCTION

| rev | date | check | comments |
|--|------|---|----------|
| 357 Kennington Lane, Vauxhall, SE11 5QY T 020 7703 3555 F 020 7703 3890 E info@dsdha.co.uk W www.dsdha.co.uk | | | |
| project | | | |
| Central Somers Town | | | |
| drawing title | | | |
| Central Somers Town - Masterplan Plot 5/6 Boundary/Gateway Detail North | | | |
| drawn | size | date | scale |
| BK | A1 | 18 04 24 | 1:5/1:15 |
| drawing number | | | revision |
| 246A-310-116 | | | C |
| REPORT DISCREPANCIES DO NOT SCALE FROM THIS DRAWING COPYRIGHT © DSDHA | | USE LATEST REVISION CHECK DIMENSIONS ON SITE | |