THIS DRAWING IS PROTECTED BY COPYRIGHT - FIGURED DIMENSIONS ONLY TO BE TAKEN FROM THIS DRAWING. DIMENSIONS TO BE CHECKED ON SITE AND ANY DISCREPANCIES REPORTED TO THE ARCHITECT IMMEDIATELY.

PURPOSE OF ISSUE: (I)Info/Comment (S)Sign Off (P)Planning (B)Building Control (T)Tender (C)Construction (F)Final Revision

Rev	Rev Date	Revision Description	Drawn/ Checked	Purpose of Issue
/	13/09/2024	Issued for planning	FY	.
A	20/09/2024	Issued for planning (Draft-for comments) Enabling works included	FY	.
B	27/09/2024	Issued for planning. 3no. condensing units associated with 3no. existing MRI AHU's (permanently relocated to level 04)	FY	.

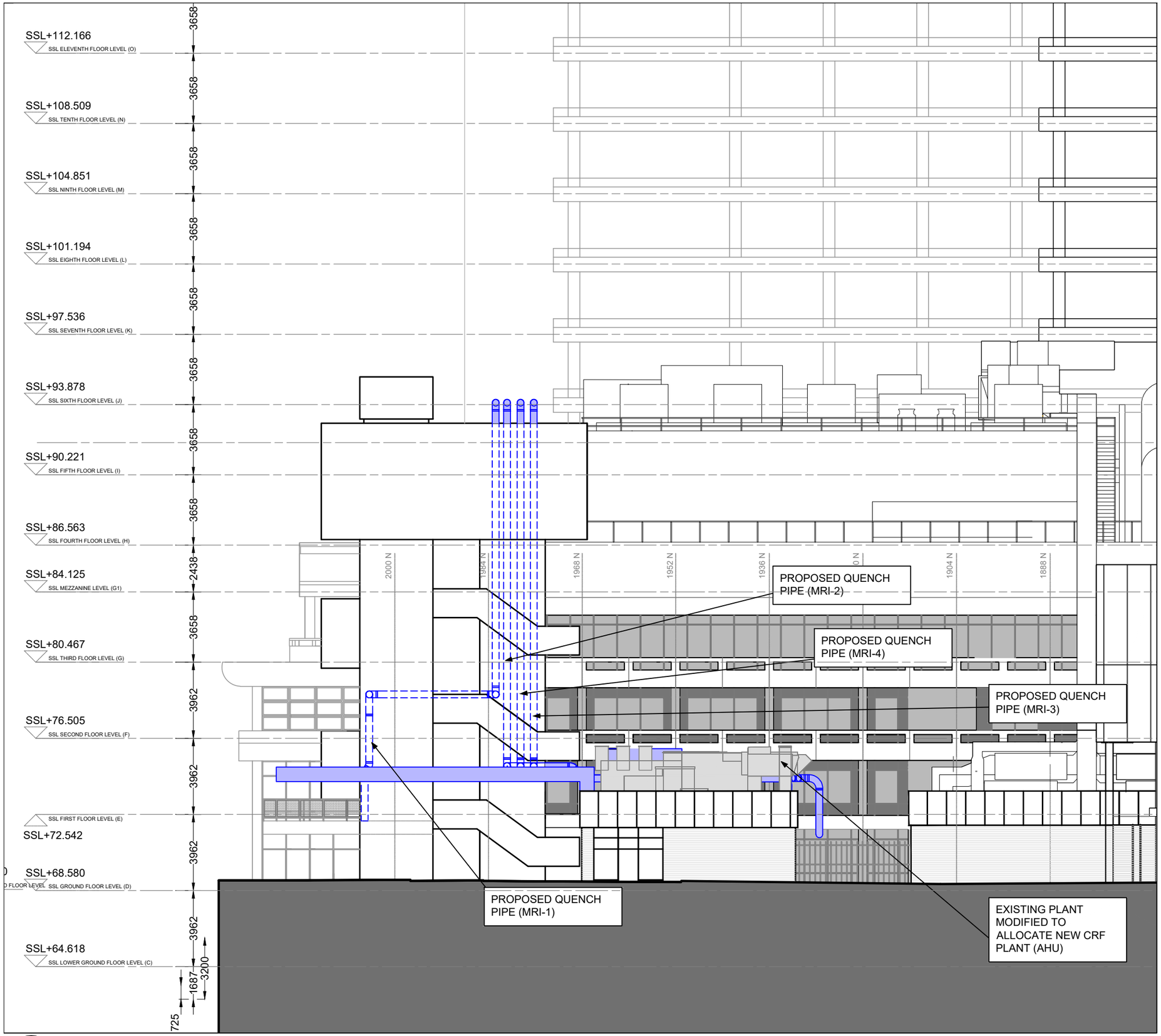

01 Proposed West Elevation - Permanent work
(02)013 1:200 @ A3

KEY PLAN

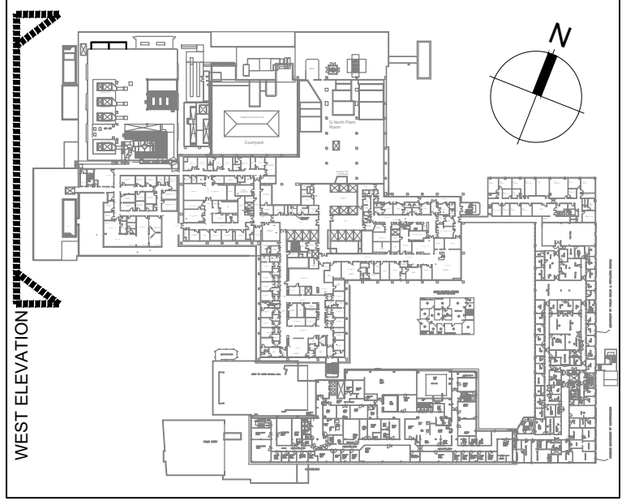

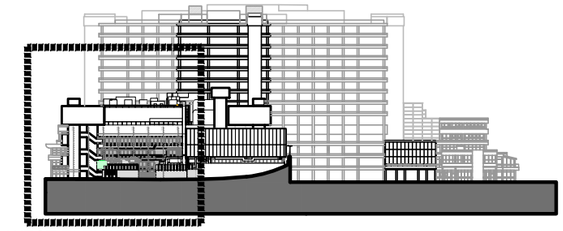

WEST ELEVATION

Legend :

- Existing quench pipes (permanent works). Current routes
- Vacant space left by 2no. Chillers and 10no. condensers relocated (3no. MRI AHU's condensers permanently relocated on 4th roof floor-vacant enclosure & 7no. existing condensers, serving ancillary MRI areas, to be temporary relocated on Ground floor)
- Proposed CRF plant, ducting & rerouted quench pipes (permanent works)

0 2 4 6 8 10m
For 1:200 scale

FOR PLANNING

Proposed West Elevation - Permanent works: New CRF AHU unit & diversion of Quench pipes (MRI-1, 2, 3 and 4)	24009 JOB NUMBER	(02)013 DRAWING NUMBER	B REV
Royal Free London CRF	Sept 2024 DATE	1:200 @A3 SCALE	

Ansell & Bailey Ltd Chartered Architects 99-101 Farringdon Road London EC1R 3BN 020 7387 0141 architects@ansellandbailey.com

ANSELL + BAILEY