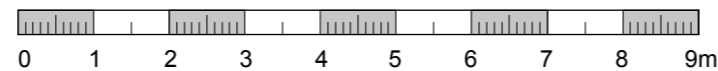




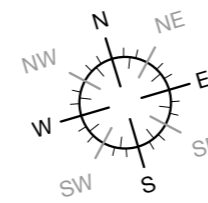
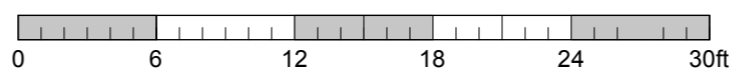
EXISTING REAR ELEVATION

GROUND FLOOR/GARDEN
FLAT OUTLINED IN RED

scale bar - metric



scale bar - imperial



KEY:

- socket outlet (lighting)
- fuse + switch
- double socket outlet (switched)
- single pole one way switch
- pendant light
- lighting points
- multiple spotlights
- wall lights
- wall lights
- telephone socket
- Temperature Thermostat
- floor to cill, cill to head window height
- ceiling Level
- Floor Level



CAD Surveys Ltd.
Suite 2 KPC House
Canterbury Road
Willesborough
Ashford
TN24 0BP

www.cadsurveys.co.uk

01233 635089

Project :

**Flat B, 9 Downside Crescent
London NW3 2AN**

Drawn by :

SE

Drawing title :

Existing Rear Elevation

Scale:
1:100@A3/1:50@A1

Date :
05/10/2021

Ref : **1122-S03-04**