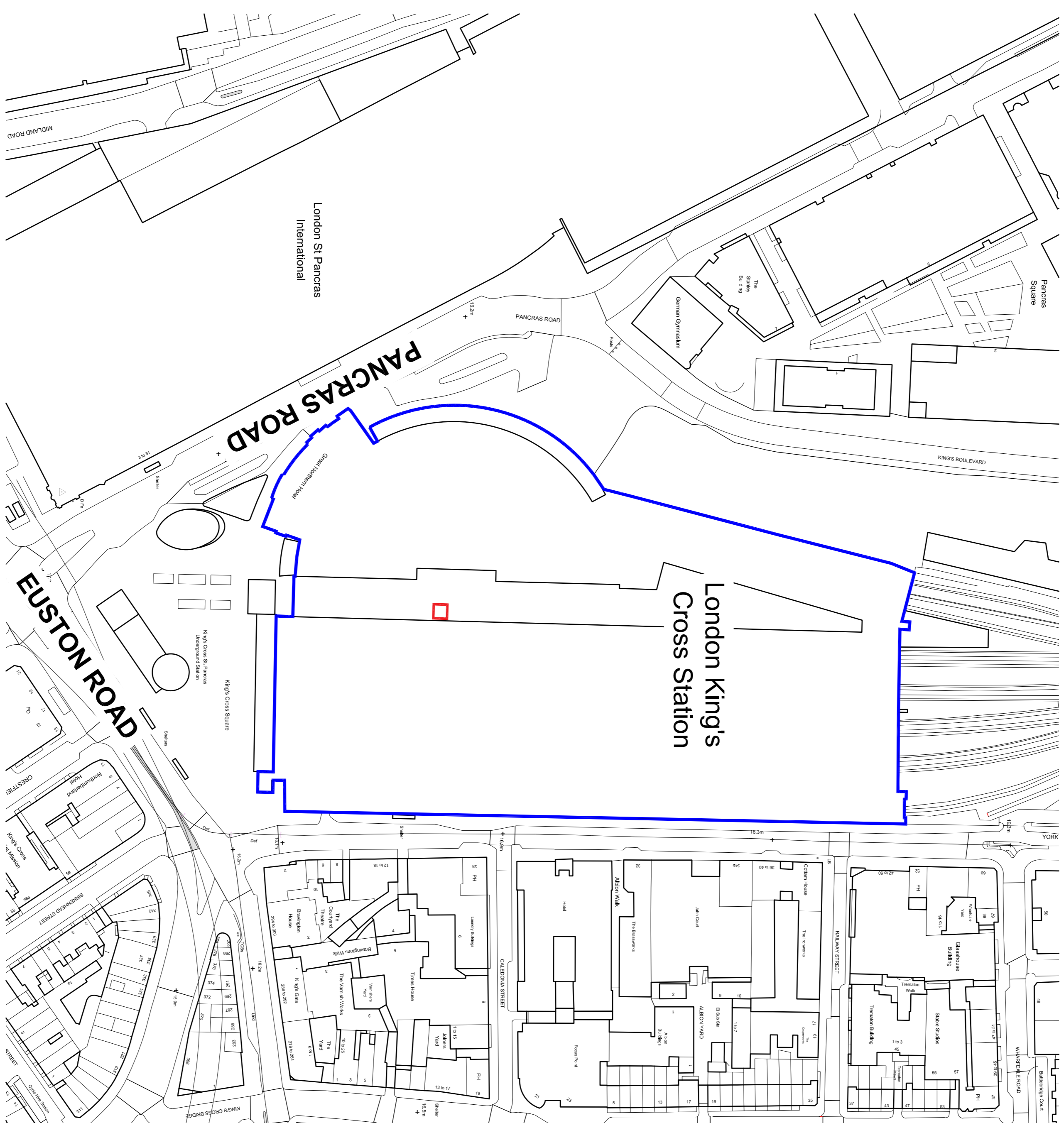


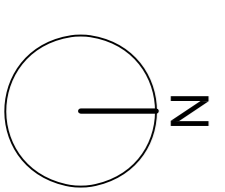
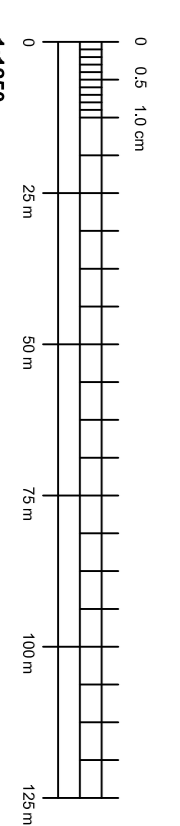
DO NOT SCALE. Use plotted dimensions only. Contractor to check all dimensions before commencement of work. This drawing must only be used for the purpose for which it is intended.

LEGEND

- Site Boundary
- Works Location



01 Location Plan
Scale 1:1250 @ A1



no.	date	by	revision details	Chd	App
A	01/10/24	CM	FOR LANDLORD'S CONSENT	GO	ASF
I	18/09/24	CM	FOR LANDLORD'S CONSENT	GO	ASF

S T R A L A architects
3rd Floor, 3 Stevenson Square, Mt 108, Northern Quarter, Manchester, M1 1QB
Tel: 0161 236 5866
E: office@strala.co.uk



client
LONDON NORTH EASTERN RAILWAY

project
E1R-ECH1: MILLAGE: 0m 00ch, OS Ref: T0302830
LONDON KINGS CROSS TRAIN STATION
DUTY TEAM LEADERS OFFICE

drawing status
FOR LANDLORD'S CONSENT

LOCATION PLAN

drawn by	date	checked by	date
CM	01/10/24	GO	01/10/24

Approved by	date	Reviewed by	date
ASF	01/10/24	RES	01/10/24

Network Rail drawing no.	revision no.	sheet no.
	A	1 of 1

consultant drawing no.	scale	sheet size
3344-101	1:1250	A1