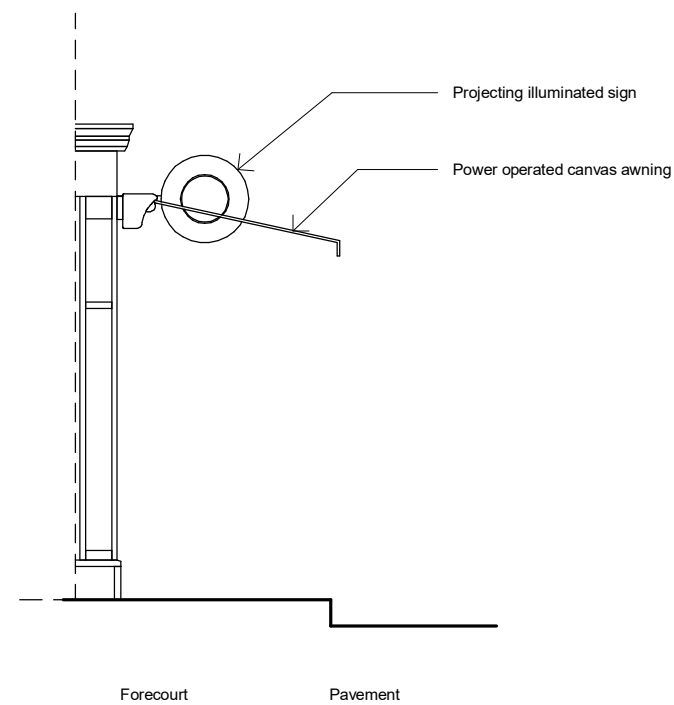
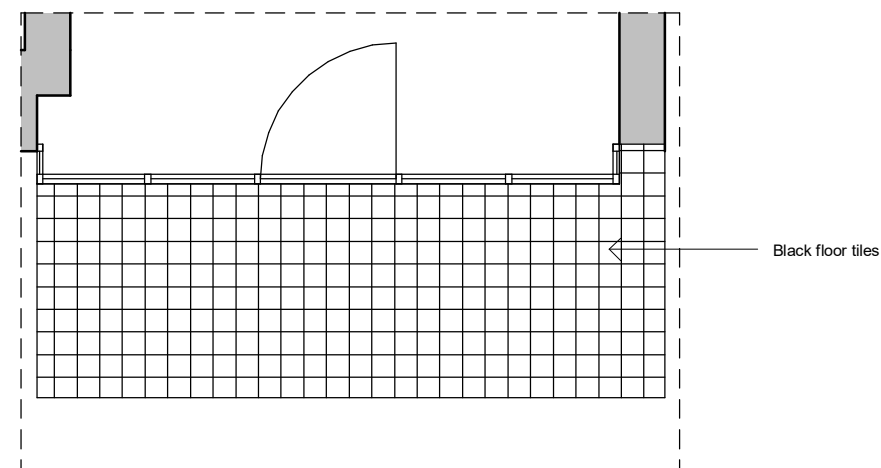



Elevation



Section



Plan



Any dimensions shown should be checked on site and discrepancies reported to the Architect prior to construction. Designs are not coordinated with project engineer. Do not scale for construction purposes.



Planning By Design Ltd  
www.planning-by-design.co.uk  
hello@planning-by-design.co.uk

PROJECT ADDRESS

55 Marchmont Street,  
London, WC1N 1AP

DRAWING NAME

Existing Shopfront

CLIENT

Benedict Sisman

DRAWN BY  
PL

DATE  
11.09.2024

SCALE (@ A3)  
1 : 50

PROJECT NUMBER  
WC1N

DRAWING NUMBER

WC1N-05

REV

V1