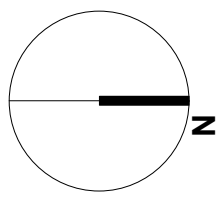


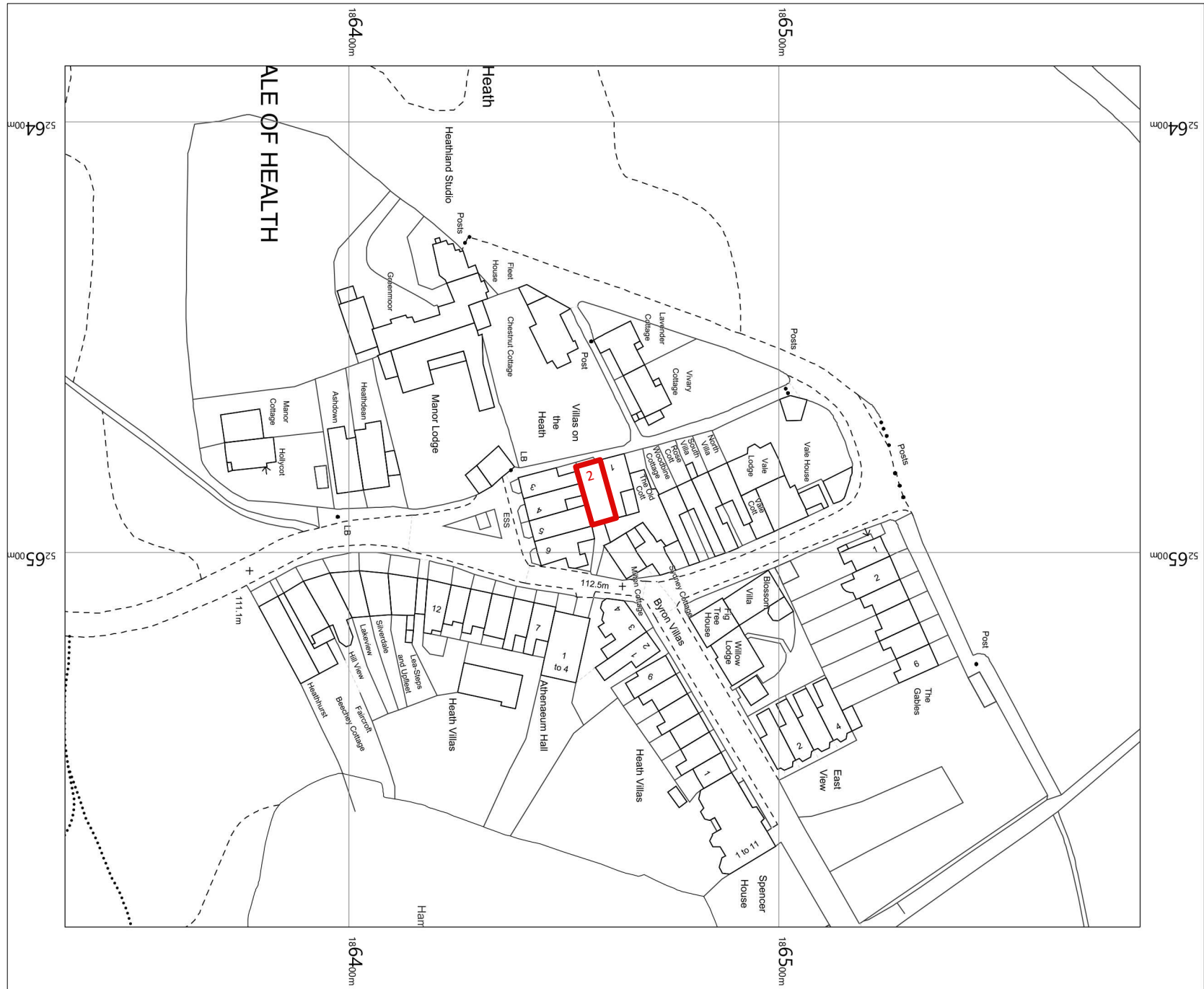
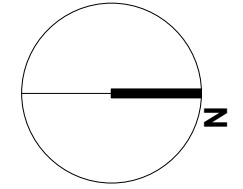


TH



drawing title Location plan			
Existing			
project 2 Villas on the Heath Hampstead NW3 1BA	status Planning	project No 952 drawing No PS'01	date 10/24 scale 1:500
		revision	

do not scale dimension from this drawing.
all measurements given are indicative.
all dimensions to be determined on site
prior to purchase and manufacture.
all discrepancies between indicative
dimensions and those measured on site
to be brought to the architect's attention.
this drawing is copyright and should not be
copied or duplicated in anyway without the
consent of the architect.



drawing title Location plan Existing	status Planning	project No 952 drawing No P'S'02 revision	date 10/24 scale 1:1250	do not scale dimension from this drawing. all measurements given are indicative. all dimensions to be determined on site prior to purchase and manufacture. all discrepancies between indicative dimensions and those measured on site to be brought to the architect's attention. this drawing is copyright and should not be copied or duplicated in anyway without the consent of the architect.
---	---------------------------	---	----------------------------	--