


## NOTES

### EXTERIOR FURNITURE TOTAL COVERS= 28no.



**EXTERIOR CHAIRS - Black 28no.**  
460w 525d 855h. Powder coated metal framed chair with rubber stoppers attached to feet. Teak shaped slates inset and fixed along rear elevation & underside. slat dim 410x60. refer to nuts & bolts SD-200-10. All external furniture to be treated to class '0' spread of flame.



**SMALL EXTERIOR TABLES- 14 no.**  
500w 500d 730h. Moulded hinge to table top allowing table to fold away for ease of storage, stainless steel table support & base, rubber stoppers to feet. tops pastel grey laminate with black profile. Ref. trespa exterior grade A.03.1.0 refer to nuts & bolts SD-200-12. All external furniture to be treated to class '0' spread of flame.



### Disclaimer:

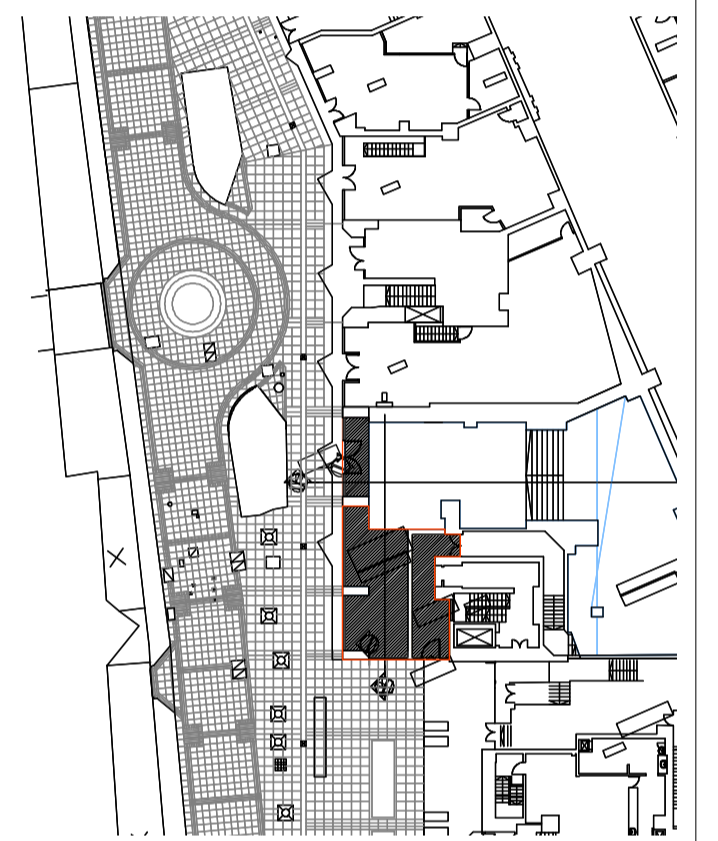
This drawing is the property of YourStudio. Copyright is reserved by them and the drawing is issued on the condition that it is not copied, reproduced or disposed to any unauthorised person, wholly or in part, without the written consent of YourStudio.  
This drawing represents a performance guide upon which the contractor/subcontractor must base his/her working drawings and details. Include all necessary tolerances prior to manufacture & installation.  
Contractor must undertake full survey of the area to establish all dimensions & ensure accurate setting out.  
Advise on suitability of all details shown to ensure structural stability, ease & economy of construction.



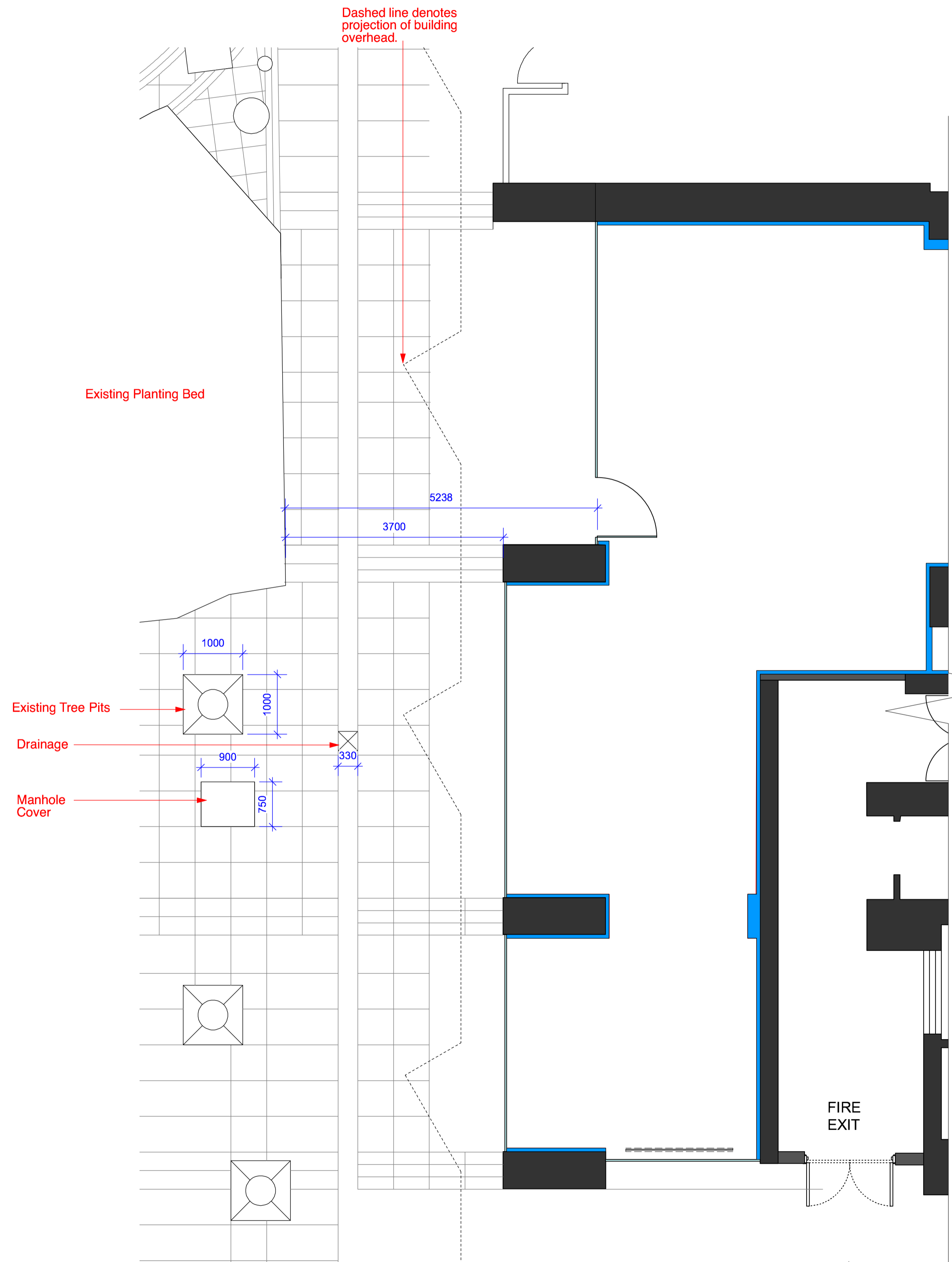
**CONSTRUCTION** Care to be taken working in vicinity of ceilings & windows (working at height).  
No unusual construction requirements indicated. All works can be carried out safely by a competent contractor

**FUTURE USE** Mechanical & Electrical services to be easily accessible for any maintenance works.  
Flooring to kept dry (slip hazard). Contingency procedure to be in place for incidents of water spillage / escape.

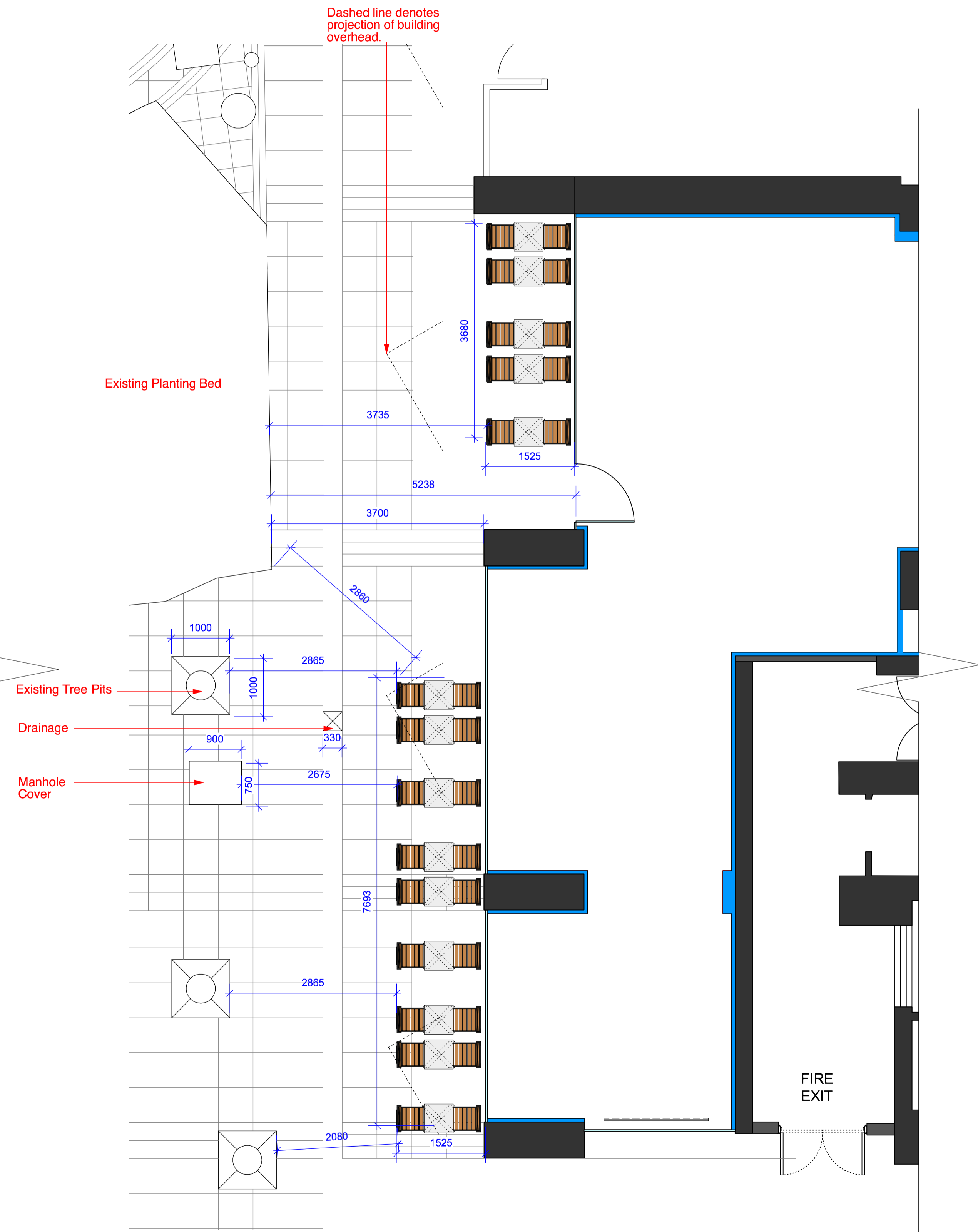
**GENERAL** The above hazards and risks have been identified as significant within the design of this building/structure. All risks, including residual risks need to be communicated to contractors, other designers and end users.  
Common and trivial hazards and risks have not been included in the above.  
The information provided above is deemed to satisfy the requirements of CDM 2015.



4 LOCATION PLAN  
Scale: 1:500



1 EXISTING EXTERIOR PLAN  
Scale: 1:50



2 PROPOSED EXTERIOR PLAN  
Scale: 1:50

Rev	Date	Description	Code
Revisions: Issue Codes: P = Preliminary; T = Tender; C = Contract Issue			