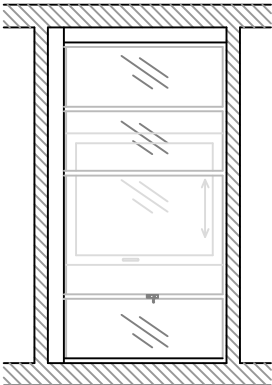
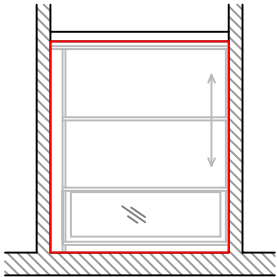


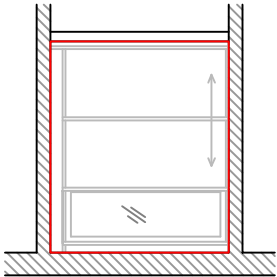
Internal proposed wall elevation along A - A



Internal proposed wall elevation along B - B



Internal proposed wall elevation along C - C



Internal proposed wall elevation along D - D

REV	DATE	DESCRIPTION
1	19.09.24	FIRST ISSUE

CLIENT	PROJECT
PLANNING SOLUTIONS LONDON LTD	PROPOSED SCHEME LONDON LTD
LOCATION	ADDRESS
LONDON	70D ROWLEY WAY LONDON NW8 0SL

DRAWING NO.	REVISION	DESCRIPTION
384-02		PROPOSED FLOOR PLAN AND WALL ELEVATIONS
DRAWN BY	DATE	CHECKED BY
AC	19.09.24	JW
SCALE	CAD REF.	ISSUE STATUS
1:100 (1/4" @ A3)		CLIENT / LA APPROVAL

THIS DRAWING AND ITS DATA IS THE PROPERTY OF PLANNING SOLUTIONS LTD. & SHALL NOT BE REPRODUCED WITHOUT THE COMPANY'S CONSENT. DO NOT SCALE. VERTICAL DIMENSIONS TAKE PRECEDENCE. ANY DIMENSIONS SHOULD BE REPORTED TO PLANNING SOLUTIONS LTD IMMEDIATELY - FIN DULLEY 18X.

PLANNING SOLUTIONS (LONDON) LTD
T. 00 44 (0)20 7731 1896
wright@planning377@gmail.com