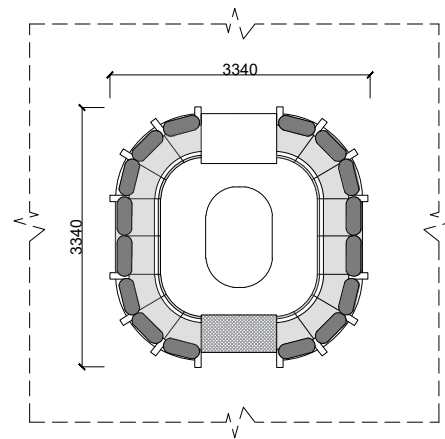
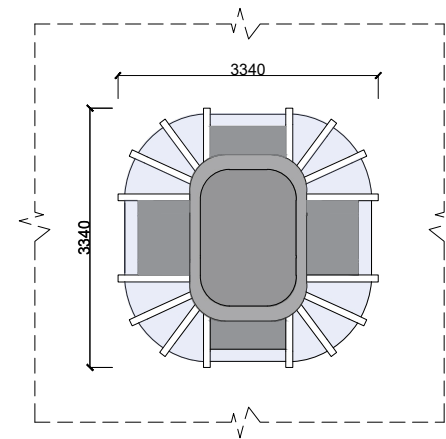


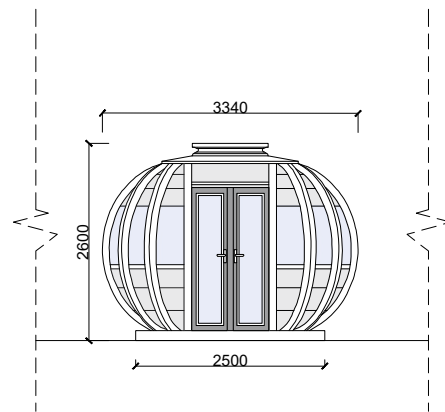
Proposed Floor Plan



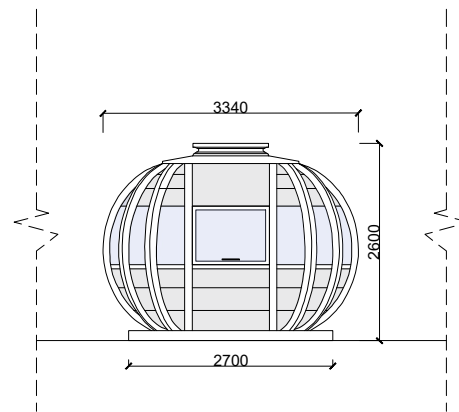
Proposed Plan



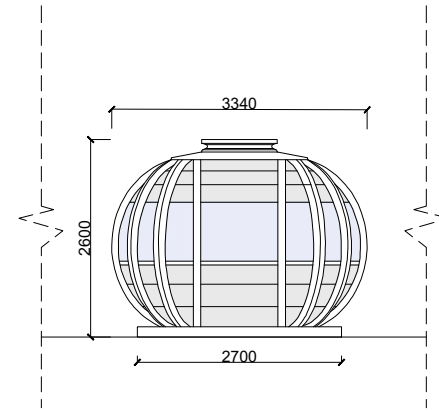
Proposed Roof Plan



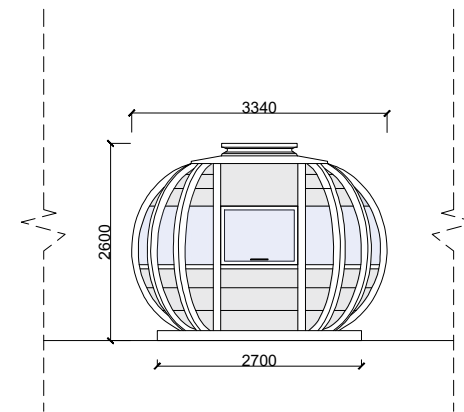
Proposed North Elevation



Proposed East Elevation

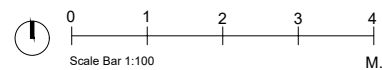


Proposed South Elevation



Proposed West Elevation

Any dimensions shown should be checked on site and discrepancies reported to the Architect prior to construction. Designs are not coordinated with engineer projects. Do not scale for construction purposes.



Existing Proposed

Drawing Name

Proposed Plans and Elevations

Project Address

37 Lissenden Mansions, NW5 1PR

Drawing No.

37LissendenMansions\_  
ProposedPlansandElevations\_V1

Scale

1/100 at A3

Designer

EC

Date

12.09.2024

Drawing No.

04

Revision

V1



Planning By Design Ltd  
www.planning-by-design.co.uk  
hello@planning-by-design.co.uk