


VRV 5 S-series

R32 Mini VRV



Lower CO₂ equivalent
and market-leading efficiencies



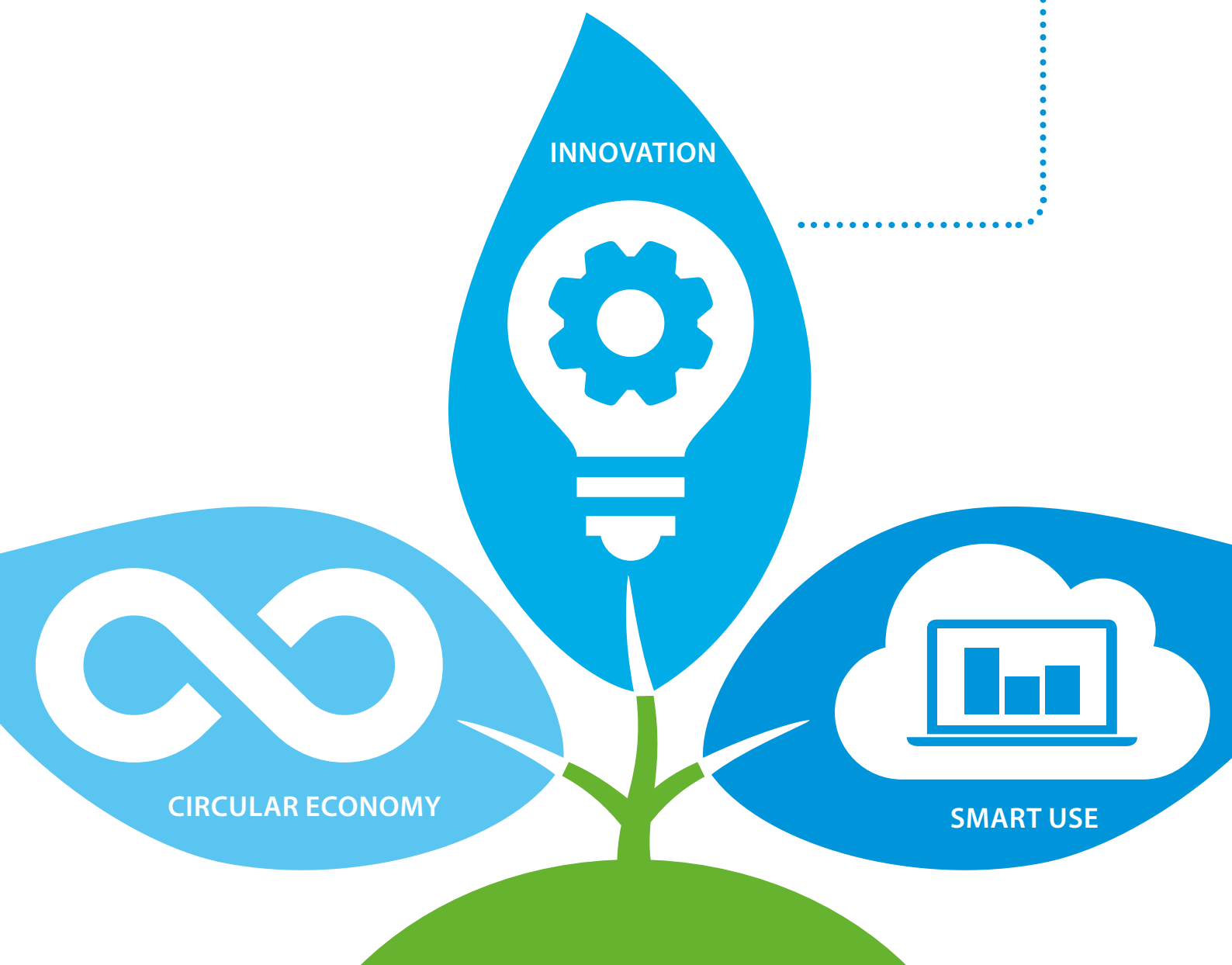
R-32


BLUEVOLUTION

Creating a sustainable future together

Determined to reduce our environmental footprint, Daikin aims to be CO₂-neutral by 2050. A circular economy, innovation and smart use: these are the stepping stones on our path.

The time to act is now. Join us in creating a sustainable future for HVAC-R.






INNOVATION



2013

First R-32 split
Ururu Sarara



2016

Full range of optimised
Split R-32 units
First R-32 Sky Air



2017

Full range of optimised
Sky Air R-32 units
Launch of HFO chillers



2018

Launch of
Daikin Altherma
heat pump range
on R-32



2020

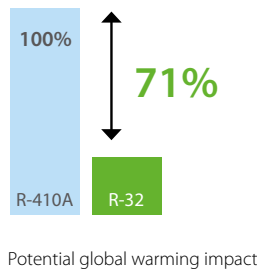
Launch of
VRV 5 on R-32

Continuing our path to lower CO₂ equivalent solutions through innovation

Since the launch of Ururu Sarara in 2013, the first air conditioner to use R-32 refrigerant - we have worked to convert our portfolio to lower GWP refrigerants. The launch of the VRV 5 S-series, a completely newly developed unit specifically for R-32 refrigerant, is the latest evolution.

Advantages of R-32

- › Lower Global Warming Potential (GWP): a 1/3rd of R-410A
- › Lower refrigerant charge: 10% less compared to R-410A
- › Higher energy efficiency
- › Single component refrigerant, easy to handle and recycle



-71%

potential global warming impact

Ahead of the F-gas phase down targets

Thanks to the shift to R-32, Daikin product development is able to stay ahead of the F-gas regulation phase-down targets. In times where the VRV market is growing fast, this enables us to do our business in a sustainable way, while securing future opportunities for you.



With people in mind

- Daikin has the ambition to bring you:
- the most sustainable system;
 - easy and versatile to install;
 - with credible data.



Industry-leading
real life efficiencies


The best VRV ever made

Lower CO₂ equivalent and market-leading versatility



Top sustainability

- ✓ Reduced CO₂ equivalent thanks to the use of R-32 refrigerant
 - R-32 Global Warming Potential (GWP) is 68% lower than R-410A
 - 10% less refrigerant charge
- ✓ Single component refrigerant, easy to re-use and recycle
- ✓ Optimum sustainability over the entire lifecycle, thanks to market leading real-life seasonal efficiency



Industry-leading serviceability and handling

- ✓ Low-height single fan range
- ✓ Easy to transport thanks to compact design
- ✓ Wide access area so you can easily reach all key components





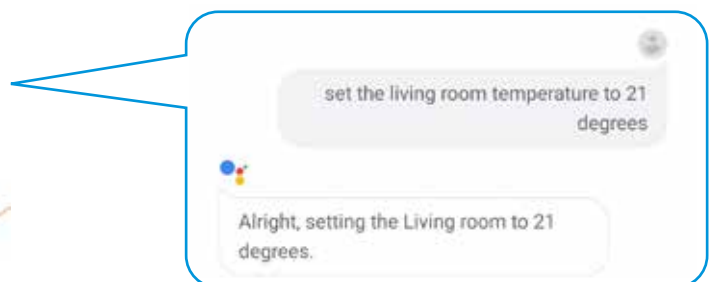

Best-in-class design versatility

- ✓ Equal installation flexibility as a R-410A system, allowing indoor unit installation in **rooms with a minimum surface down to 10m²!**
- ✓ Sound pressure down to 39 dB(A) thanks to five low sound steps to suit the application
- ✓ Automatic ESP setting up to 45 Pa to allow ducting



Geared for comfort

- ✓ Intuitive online and voice control
- ✓ Interfaces with home control systems
- ✓ Variable Refrigerant Temperature for optimal comfort
- ✓ Specially designed new 10 class indoor unit for small, well-insulated rooms



Next generation **VRV**



New asymmetric fan design

- › Two high ESP settings
- › Low sound levels




New casing design with 4 handles for easy carrying



Compact dimensions

- › Easy to transport thanks to compact size and single-fan design




Specially designed grille

- › Low pressure drop
- › No risk of accidentally reaching

Refrigerant cooled PCB

With integrated:

- › cool/heat selector input
- › 7-segment display for quicker and more precise error and setting reading




Unique 3-row heat exchanger

- › Contributes to top seasonal efficiency

New stop valves

- › Repositioned to allow front or side connection
- › Brazed for increased reliability



Unique Daikin swing compressor

- › No abrasion possible
- › No refrigerant leak possible
- › High seasonal efficiencies



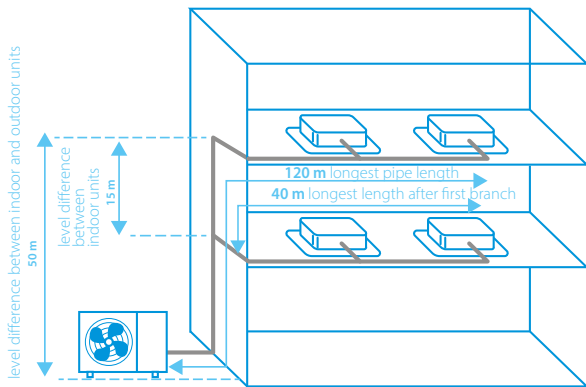
VRV 5 S-series

Lower CO₂ equivalent and market-leading flexibility


- › Reduced CO₂ equivalent thanks to the use of lower GWP R-32 refrigerant and lower refrigerant charge
- › Top sustainability over the entire lifecycle, thanks to market leading real-life seasonal efficiency
- › Low-height single fan range
- › Easy to transport thanks to lightweight and compact design
- › Wide access area to easily reach all key components
- › Offering like-for-like R-410A flexibility
- › Specially designed indoor units for R-32, ensuring low sound and maximum efficiency



Only **869mm** high!



300 m total piping length



Reduced CO₂ equivalent



The flexibility to take care of every room



Already fully compliant to LOT 21 - Tier 2

Published data with real-life indoor units

Outdoor unit				RXYSA4AV1	RXYSA5AV1	RXYSA6AV1	RXYSA4AY1	RXYSA5AY1	RXYSA6AY1
Capacity range		HP		4	5	6	4	5	6
Cooling capacity	Prated,c	kW		12.1	14.0	15.5	12.1	14.0	15.5
Heating capacity	Prated,h	kW		8.4	9.7	10.7	8.4	9.7	10.7
	Max. 6°CWB	kW		14.2	16.0	18.0	14.2	16.0	18.0
Recommended combination				3xFXSA25A2VEB + 1xFXSA32A2VEB	4xFXSA32A2VEB	2xFXSA32A2VEB + 2xFXSA40A2VEB	3xFXSA25A2VEB + 1xFXSA32A2VEB	4xFXSA32A2VEB	2xFXSA32A2VEB + 2xFXSA40A2VEB
ηs,c		%		324.5	306.1	301.0	312.5	294.8	289.9
ηs,h		%		200.5	185.7	183.6	193.1	178.8	176.8
SEER				8.2	7.7	7.6	7.9	7.4	7.3
SCOP				5.1	4.7	4.7	4.9	4.5	4.5
Maximum number of connectable indoor units				13 (1)	16 (1)	18 (1)	13 (1)	16 (1)	18 (1)
Indoor index connection	Min.			50	62.5	70	50	62.5	70
	Nom.			100	125	140	100	125	140
	Max.			130	162.5	182	130	162.5	182
Dimensions	Unit	HeightxWidthxDepth	mm	869x1,100x460					
Weight	Unit		kg	102					
Sound power level	Cooling	Nom.	dBA	67	68.1	69	67	68.1	69
	Heating	Nom.	dBA	68	69.2	70	68	69.2	70
	Heating	According to ENER LOT21		57	59	60	57	59	60
Sound pressure level	Cooling	Nom.	dBA	49	51	51	49	51	51
	Heating	Nom.	dBA	50	52	52	50	52	52
Operation range	Cooling	Min.~Max.	°CDB	-5.0 ~ 46.0					
	Heating	Min.~Max.	°CWB	-20.0 ~ 16					
Refrigerant	Type/GWP			R-32/675					
	Charge		kg/TCO2Eq	3.40 / 2.30					
Piping connections	Liquid	OD	inch (mm)	3/8" (9.5)					
	Gas	OD	inch (mm)	5/8" (15.9)					
	Total piping length	system	Actual	300					
	Height Difference	OU-IU	Outdoor unit in highest position	m	50				
		Indoor unit in highest position	m	40					
Power supply	Phase/Frequency/Voltage		Hz/V	1~/50/220-240			3~/50/380-415		
Current - 50Hz	Maximum fuse amps (MFA)		A	32			16		

(1) Actual number of units depends on the indoor unit type and the connection ratio restriction for the system (being 50% <= 130%)

The most comfortable cassette
just got better



New round flow cassette



- › **Bigger louvers** and **new sensor logic** further improves equal air distribution in the room
- › **Widest ever choice in panels** for cassette units, with up to 8 different panels



Black auto cleaning panel



Black designer panel

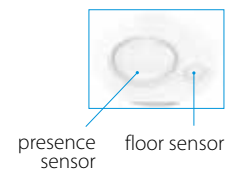


Full white standard panel




White designer panel

- › Comes with the established benefits of **360° air flow discharge** and **intelligent sensors**



- › **Auto cleaning** panels available in black and white



Auto cleaning filter

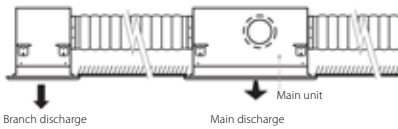
Dust can simply be removed using a vacuum cleaner without opening the unit.

* Available as an option

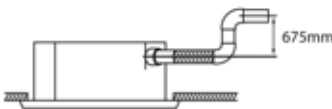
Round flow cassette

360° air discharge for optimum efficiency and comfort

- › Optimised design for R-32 refrigerant
- › Optional automatic filter cleaning results in higher efficiency & comfort and lower maintenance costs.
- › Two optional intelligent sensors improve energy efficiency and comfort
- › Widest choice ever of decoration panels: designer, standard and autocleaning panels in white (RAL9010) and black (RAL9005)
- › Bigger louvers and unique swing pattern improve equal air distribution
- › Individual louver control: flexibility to suit every room layout without changing the location of the unit!
- › Lowest installation height in the market: 214mm for class 20-63
- › Optional fresh air intake
- › Branch duct discharge allows to optimize air distribution in irregular shaped rooms or to supply air to small adjacent rooms



- › Standard drain pump with 675mm lift increases flexibility and installation speed



Indoor unit			FXFA	20A	25A	32A	40A	50A	63A	80A	100A	125A		
Cooling capacity	Total capacity	at high fan speed	kW	2.20	2.80	3.60	4.50	5.60	7.10	9.00	11.20	14.00		
			kW	2.50	3.20	4.00	5.00	6.30	8.00	10.00	12.50	16.00		
Power input - 50Hz	Cooling	at high fan speed	kW	0.04			0.05		0.06	0.09	0.12	0.19		
	Heating	at high fan speed	kW	0.04			0.05		0.06	0.09	0.12	0.19		
Dimensions	Unit	HeightxWidthxDepth	mm	204x840x840						246x840x840		288x840x840		
Weight	Unit		kg	18		19		21		24		26		
Casing	Material			Galvanised steel plate										
Decoration panel	Model			Standard panels: BYCQ140E - white with grey louvers / BYCQ140EW - full white / BYCQ140EB - black										
				Auto cleaning panels BYCQ140EGF - white / BYCQ140EGFB - black										
				Designer panels: BYCQ140EP - white / BYCQ140EPB - black										
	Dimensions	HeightxWidthxDepth	mm	Standard panels: 65x950x950 / Auto cleaning panels: 148x950x950 / Designer panels: 106x950x950						Standard panels: 5.5 / Auto cleaning panels: 10.3 / Designer panels: 6.5				
Fan	Air flow rate - 50Hz	Cooling	At high fan speed	m ³ /min	12.8	14.8	15.1	16.6	23.3	28.8	33.0			
		Heating	At high fan speed	m ³ /min	12.8	14.8	15.1	16.6	23.3	28.8	33.0			
Air filter	Type			Resin net										
Sound power level	Cooling	At high fan speed	dBA	49 (4)			51 (4)		53 (4)	55 (4)	60 (4)		61 (4)	
	Sound pressure level	Cooling	L/ML/M/MH/H	dBA	31/30/29/29.5/28 (4)		33/32/31/30/29 (4)		35/34/33/32/30 (4)		38/36/34/32/30 (4)		43/41/37/34/30 (4) / 45/43/41/39/36 (4)	
Refrigerant	Type/GWP	Heating	L/ML/M/MH/H	dBA	31/30/29/29.5/28 (4)		33/32/31/30/29 (4)		35/34/33/32/30 (4)		38/36/34/32/30 (4)		43/41/37/34/30 (4) / 45/43/41/39/36 (4)	
					R-32 / 675									
Piping connections	Liquid	OD	mm	6.35						9.52				
	Gas	OD	mm	9.52		12.7				15.9				
	Drain			VP25 (O.D. 32 / I.D. 25)										
Power supply	Phase/Frequency/Voltage	Hz/V		1~/50/60/220-240/220										
Current - 50Hz	Maximum fuse amps (MFA) (1)	A		6										
Control systems	Infrared remote control			BRC7FA532F (2)										
	Wired remote control			BRC1H52W/S/K										

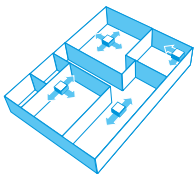
(1) MFA is used to select the circuit breaker and the ground fault circuit interrupter (earth leakage circuit breaker). For more detailed information on each combination, please refer to the electrical data drawing
 (2) Must be combined with Madoka wired remote controller.
 (3) L/ML/M/MH/H are the different fan speeds available. L= low; ML= medium low; M= medium; MH= medium high; H= high
 (4) Sound of designer panel: +3dB



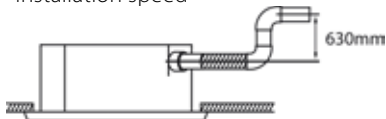
Fully flat cassette

Unique design in the market that integrates fully flat into the ceiling

- › Optimised design for R-32 refrigerant
- › Fully flat integration in standard architectural ceiling tiles, leaving only 8mm
- › Remarkable blend of iconic design and engineering excellence with an elegant finish in white or a combination of silver and white
- › Two optional intelligent sensors improve energy efficiency and comfort
- › 15 class unit especially developed for small or well-insulated rooms, such as hotel bedrooms, small offices, etc.
- › Individual louver control: flexibility to suit every room layout without changing the location of the unit!




- › Optional fresh air intake
- › Standard drain pump with 630mm lift increases flexibility and installation speed



Indoor unit		FXZA	15A	20A	25A	32A	40A	50A		
Cooling capacity	Total capacity	At high fan speed	kW	1.70	2.20	2.80	3.60	4.50	5.60	
Heating capacity	Total capacity	At high fan speed	kW	1.90	2.50	3.20	4.00	5.00	6.30	
Power input - 50Hz	Cooling	At high fan speed	kW	0.043			0.045	0.059	0.092	
	Heating	At high fan speed	kW	0.043			0.045	0.059	0.092	
Dimensions	Unit	HeightxWidthxDepth	mm	260x575x575						
Weight	Unit		kg	15.5		16.5		18.5		
Casing	Material			Galvanised steel plate						
Decoration panel	Model			BYFQ60C2W1W						
	Colour			White (N9.5)						
	Dimensions	HeightxWidthxDepth	mm	46x620x620						
	Weight		kg	2.8						
Decoration panel 2	Model			BYFQ60C2W1S						
	Colour			SILVER						
	Dimensions	HeightxWidthxDepth	mm	46x620x620						
	Weight		kg	2.8						
Decoration panel 3	Model			BYFQ60B2W1						
	Colour			White (RAL9010)						
	Dimensions	HeightxWidthxDepth	mm	55x700x700						
	Weight		kg	2.7						
Decoration panel 4	Model			BYFQ60B3W1						
	Colour			WHITE (RAL9010)						
	Dimensions	HeightxWidthxDepth	mm	55x700x700						
	Weight		kg	2.7						
Fan	Air flow rate - 50Hz	Cooling	At high fan speed	m ³ /min	8.5	8.7	9.0	10.0	11.5	14.0
		Heating	At high fan speed	m ³ /min	8.5	8.7	9.0	10.0	11.5	14.0
Air filter	Type			Resin net						
Sound power level	Cooling	At high fan speed	dBA	49		50	51	54	60	
Sound pressure level	Cooling	Low/medium/high fan speed	dBA	25.5/28.0/31.5	25.5/29.5/32.0	25.5/30.0/33.0	26.0/30.0/33.5	28.0/32.0/37.0	33.0/40.0/43.0	
	Heating	Low/medium/high fan speed	dBA	25.5/28.0/31.5	25.5/29.5/32.0	25.5/30.0/33.0	26.0/30.0/33.5	28.0/32.0/37.0	33.0/40.0/43.0	
Refrigerant	Type/GWP			R-32 / 675						
Piping connections	Liquid	OD	mm	6.35						
	Gas	OD	mm	9.52			12.7			
	Drain			VP20 (I.D. 20/O.D. 26)						
Power supply	Phase/Frequency/Voltage			1~/50/60/220-240/220						
Current - 50Hz	Maximum fuse amps (MFA)			6						
Control systems	Infrared remote control			BRC7EB530W (standard panel) / BRC7F530W (white panel) / BRC7F530S (grey panel) (1)						
	Wired remote control			BRC1H52W/S/K						

Dimensions do not include control box
 (1) Must be combined with Madoka wired remote controller.

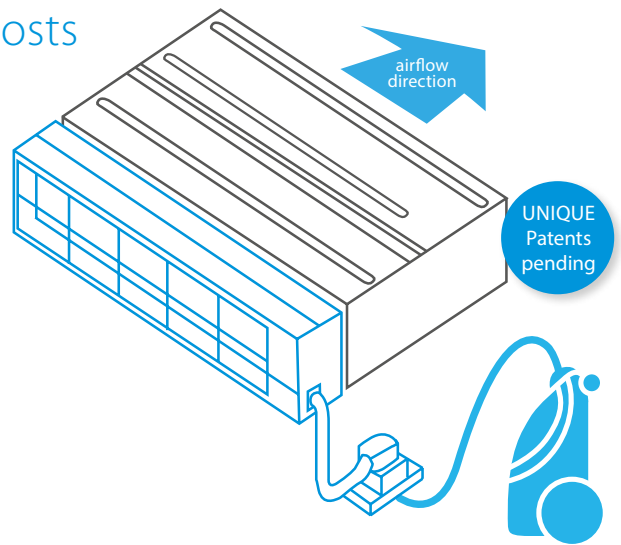
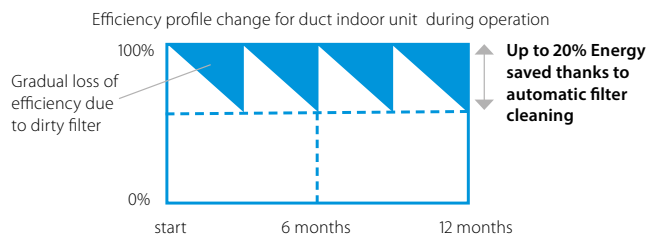
Auto cleaning filter for concealed ceiling units



The unique automatic cleaning filter achieves higher efficiency and comfort with lower maintenance costs

Reduce running costs

- › Automatic filter cleaning ensures low maintenance costs because the filter is always clean



Minimal time required for filter cleaning

- › The dust box can be emptied with a vacuum cleaner for fast and easy cleaning
- › No more dirty ceilings

Improved indoor air quality

- › Optimum airflow eliminates draft and insulates sound

Superb reliability

- › Prevents clogged filters for seamless operation

Unique technology

- › Unique and innovative filter technology inspired by the Daikin auto cleaning cassette



How does it work?

- 1 Scheduled automatic filter cleaning
- 2 Dust collects in a dust box that's integrated into the unit
- 3 The dust can easily be removed with a vacuum cleaner

Combination table

	Split / Sky Air				VRV						
	FDXM-F9				FXDA-A/FXDQ-A3						
	25	35	50	60	15	20	25	32	40	50	63
BAE20A62	•	•			•	•	•	•			
BAE20A82									•	•	
BAE20A102			•	•							•



www.youtube.com/DaikinEurope



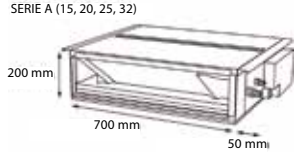
Specifications

	BAE20A62	BAE20A82	BAE20A102
Height (mm)	210		
Width (mm)	830	1,030	1,230
Depth (mm)	188		

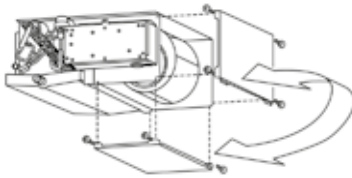
Slim concealed ceiling unit

Slim design for flexible installation


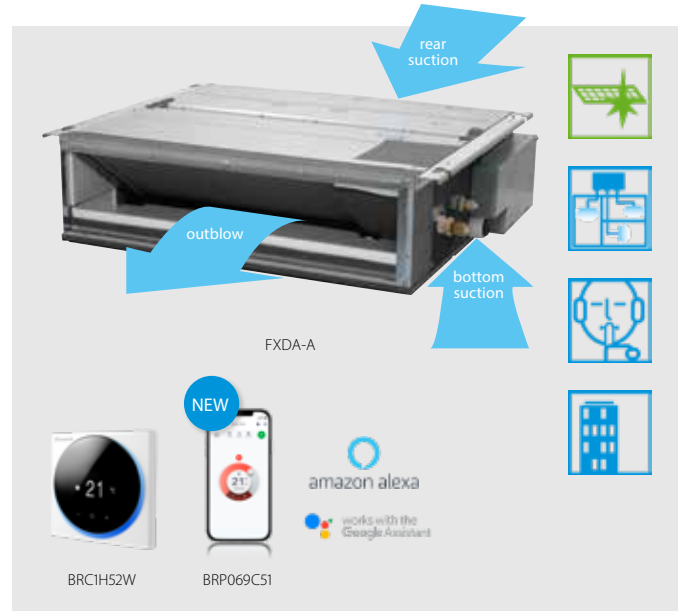
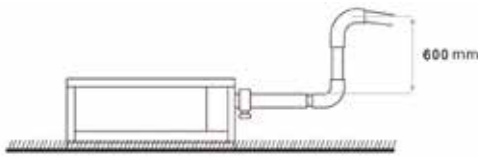
- › Optimised design for R-32 refrigerant
- › 10 class unit especially developed for small or well-insulated rooms, such as hotel bedrooms, small offices, etc.
- › Compact dimensions, can easily be mounted in a ceiling void of only 240mm



- › Medium external static pressure up to 44Pa facilitates unit use with flexible ducts of varying lengths
- › Discretely concealed in the wall: only the suction and discharge grilles are visible
- › Optional auto cleaning filter option ensures maximum efficiency, comfort and reliability by regular filter cleaning
- › Flexible installation, as the air suction direction can be altered from rear to bottom suction



- › Standard drain pump with 600mm lift increases flexibility and installation speed



Auto cleaning filter option

NEW

Indoor unit			FXDA	10A	15A	20A	25A	32A	40A	50A	63A	
Cooling capacity	Total capacity	At high fan speed	kW	1.10	1.70	2.20	2.80	3.60	4.50	5.60	7.10	
Heating capacity	Total capacity	At high fan speed	kW	1.30	1.90	2.50	3.20	4.00	5.00	6.30	8.00	
Power input - 50Hz	Cooling	At high fan speed	kW	0.042	0.057		0.068		0.075	0.096	0.107	
	Heating	At high fan speed	kW	0.042	0.057		0.068		0.075	0.096	0.107	
Required ceiling void >			mm	240								
Dimensions	Unit	HeightxWidthxDepth	mm	200x750x620				200x950x620		200x1150x620		
Weight	Unit		kg	22.0				26.0		29.0		
Casing	Material			Galvanised steel								
Fan	Air flow rate - 50Hz	Cooling At high fan speed	m³/min	5.2	6.5		8.0		10.5	12.5	16.5	
	External static pressure - 50Hz	Factory set/High pressure	Pa	10/30.0				15/44.0				
Air filter	Type			Removable / washable								
Sound power level	Cooling	At high fan speed	dB(A)	48	50		51		52	53	54	
	Cooling	Low/Medium/High fan speed	dB(A)	26 / 28 / 29	27.0/31.0/32.0		27.0/31.0/33.0		28.0/32.0/34.0	29.0/33.0/35.0	30.0/34.0/36.0	
Refrigerant	Type/GWP			R-32 / 675								
Piping connections	Liquid	OD	mm	6.35								
	Gas	OD	mm	9.52				12.7				
	Drain			VP20 (I.D. 20/O.D. 26)								
Power supply	Phase/Frequency/Voltage		Hz/V	1~/50/60/220-240/220								
Current - 50Hz	Maximum fuse amps (MFA)		A	6								
Control systems	Infrared remote control			BRC4C65 / BRC4C66 (1)								
	Wired remote control			BRC1H52W/S/K								

(1) Must be combined with Madoka wired remote controller.

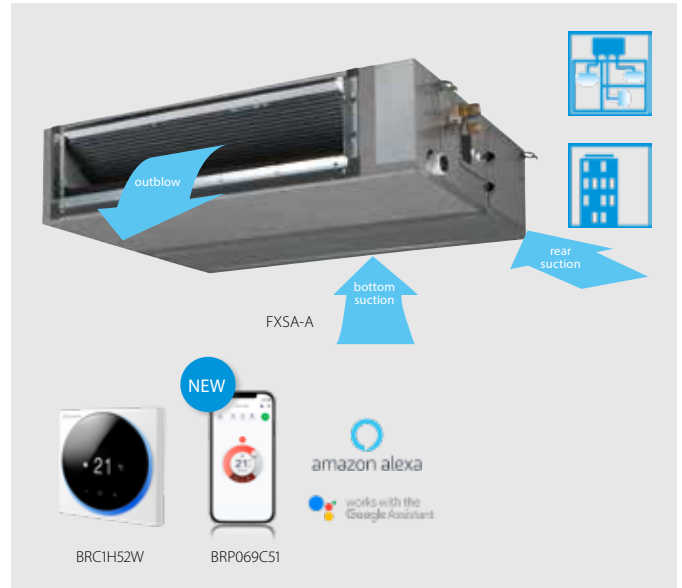
Concealed ceiling unit with medium ESP

Slimmest yet most powerful medium static pressure unit on the market

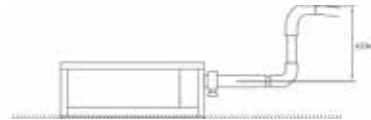
- Optimised design for R-32 refrigerant
- Slimmest unit in class, only 245mm (300mm built-in height) and therefore narrow ceiling voids are no longer a challenge



- Quiet operation: down to 25dBA sound pressure level
- Medium external static pressure up to 150Pa facilitates using flexible ducts of varying lengths
- Possibility to change ESP via wired remote control allows optimisation of the supply air volume
- Discretely concealed in the wall: only the suction and discharge grilles are visible
- 15 class unit especially developed for small or well-insulated rooms, such as hotel bedrooms, small offices, etc.
- Optional fresh air intake
- Flexible installation: air suction direction can be altered from rear to bottom suction and choice between free use or connection to optional suction grilles



- Standard built-in drain pump with 625mm lift increases flexibility and installation speed

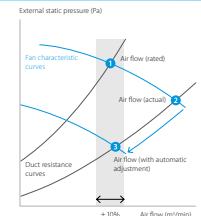


Automatic Airflow Adjustment function

Automatically selects the most appropriate fan curve to achieve the units' nominal air flow within ±10%

Why?

After installation the real ducting will frequently differ from the initially calculated air flow resistance * the real air flow may be much lower or higher than nominal, leading to a lack of capacity or uncomfortable air temperature. Automatic air flow adjustment function will automatically adapt the unit's fan speed to any ducting automatically (10 or more fan curves are available on every model), making installation much faster.



Indoor unit			FXSA	15A	20A	25A	32A	40A	50A	63A	80A	100A	125A	140A	
Cooling capacity	Total capacity	At high fan speed	kW	1.70	2.20	2.80	3.60	4.50	5.60	7.10	9.00	11.20	14.00	16.00	
Heating capacity	Total capacity	At high fan speed	kW	1.90	2.50	3.20	4.00	5.00	6.30	8.00	10.0	12.5	16.0	18.0	
Power input - 50Hz	Cooling	At high fan speed	kW	0.086			0.147	0.150	0.183	0.209	0.285	0.326	0.382		
	Heating	At high fan speed	kW	0.086			0.147	0.150	0.183	0.209	0.285	0.326	0.382		
Dimensions	Unit	HeightxWidthxDepth	mm	245x550x800			245x700x800	245x1,000x800	245x1,400x800	245x1,550x800					
Weight	Unit		kg	23.5			24.0	28.5	29.0	35.5	36.5	46.0	47.0	51.0	
Casing	Material			Galvanised steel plate											
Fan	Air flow rate - 50Hz	Cooling	At high fan speed	m ³ /min	8.7	9.0	9.5	15.0	15.2	21.0	23.0	32.0	36.0	39.0	
		Heating	At high fan speed	m ³ /min	8.7	9.0	9.5	15.0	15.2	21.0	23.0	32.0	36.0	39.0	
	External static pressure - 50Hz	Factory set/High	Pa	30/150			40/150			50/150					
Air filter	Type			Resin net											
Sound power level	Cooling	At high fan speed	dBA	54			55	60	59	61	64				
	Sound pressure level	Cooling	Low/Medium./High	dBA	25.0/28.0/29.5	25.0/28.0/30.0	26.0/29.0/31.0	29.0/32.0/35.0	27.0/30.0/33.0	29.0/32.0/35.0	31.0/34.0/36.0	33.0/36.0/39.0	34.0/38.0/41.5		
	Heating	Low/Medium/High	dBA	26.0/29.0/31.5	26.0/29.0/32.0	27.0/30.0/33.0	29.0/34.0/37.0	28.0/32.0/35.0	30.0/34.0/37.0	31.0/34.0/37.0	33.0/37.0/40.0	34.0/38.5/42.0			
Refrigerant	Type/GWP			R-32 / 675											
Piping connections	Liquid	OD	mm	6.35			9.52			12.7			15.9		
	Gas	OD	mm	9.52			12.7			15.9					
	Drain			VP20 (I.D. 20/O.D. 26), drain height 625 mm											
Power supply	Phase/Frequency/Voltage		Hz/V	1~/50/60/220-240/220											
Current - 50Hz	Maximum fuse amps (MFA)		A	6											
Control systems	Infrared remote control			BRC4C65 (1)											
	Wired remote control			BRC1H52W/S/K											

(1) Must be combined with Madoka wired remote controller.

Wall mounted unit

For rooms with no false ceilings or free floor space

- › Optimised design for R-32 refrigerant
- › Flat, front panel blends easily within any interior décor and is easier to clean
- › Can easily be installed in both new and refurbishment projects
- › The air is comfortably spread up- and downwards thanks to five different discharge angles that can be programmed via the remote control
- › Maintenance operations can be performed easily from the front of the unit




Indoor unit			FXAA	15A	20A	25A	32A	40A	50A	63A	
Cooling capacity	Total capacity	At high fan speed	kW	1.7	2.2	2.8	3.6	4.5	5.6	7.1	
Heating capacity	Total capacity	At high fan speed	kW	1.9	2.5	3.2	4.0	5.0	6.3	8.0	
Power input - 50Hz	Cooling	At high fan speed	kW	0.02			0.03		0.02	0.03	0.05
	Heating	At high fan speed	kW	0.03			0.04		0.02	0.04	0.06
Dimensions	Unit	HeightxWidthxDepth	mm	290x795x266				290x1,050x269			
Weight	Unit		kg	12				15			
Fan	Air flow rate - 50Hz	Cooling Low/High fan speed	m ³ /min	7.0/8.4	7.0/9.1	7.0/9.4	7.0/9.8	9.7/12.2	11.5/14.4	13.5/18.3	
Air filter	Type			Washable resin net							
Sound power level	Cooling	At high fan speed	dB(A)	51.0	52.0	53.0	55.0	58.0	63.0		
Sound pressure level	Cooling	Low/High fan speed	dB(A)	28.5/32.0	28.5/33.0	28.5/35.0	28.5/37.5	33.5/37.0	35.5/41.0	38.5/46.5	
	Heating	Low/High fan speed	dB(A)	28.5/33.0	28.5/34.0	28.5/36.0	28.5/38.5	33.5/38.0	35.5/42.0	38.5/47.0	
Refrigerant	Type/GWP			R-32 / 675							
Piping connections	Liquid	OD	mm	6.35							
	Gas	OD	mm	9.52				12.7			
	Drain			VP13 (I.D. 15/O.D. 18)							
Power supply	Phase/Frequency/Voltage	Hz/V	1~/50/220-240								
Current - 50Hz	Maximum fuse amps (MFA)	A	6								
Control systems	Infrared remote control		BRC7EA628 / BRC7EA629 (1)								
	Wired remote control		BRC1H52W/S/K								

(1) Must be combined with Madoka wired remote controller.

*Note: blue cells contain preliminary data

VRV 5 outdoor unit overview

Model	Product name	Capacity class (kW)			
		4	5	6	
Air-cooled heat pump UNIQUE VRV 5 S-series Lower CO2 equivalent and market-leading flexibility > Compact single fan design saves space and is easy to install > Market-leading serviceability and handling > Reduced CO2 equivalent thanks to the use of lower GWP R-32 refrigerant and lower refrigerant charge > Offering like-for-like R-410A flexibility	RXYSA-AV1 / AY1 	1~	●	●	●
		3~	●	●	●



VRV 5 indoor unit overview

Type Model	Product name	Capacity class (kW)												
		10	15	20	25	32	40	50	63	71	80	100	125	140
Ceiling mounted cassette UNIQUE Round flow cassette 360° air discharge for optimum efficiency and comfort > Auto cleaning function ensures high efficiency > Intelligent sensors save energy and maximize comfort > Flexibility to suit every room layout > Lowest installation height in the market! > Widest choice ever in decoration panel designs and colors UNIQUE Fully flat cassette Unique design that integrates fully flat into the ceiling > Perfect integration in standard architectural ceiling tiles > Blend of iconic design and engineering excellence > Intelligent sensors save energy and maximise comfort > Small capacity unit developed for small or well-insulated rooms > Flexibility to suit every room layout	ROUND FLOW FXFA-A FXZA-A													
Concealed ceiling Slim concealed ceiling unit Slim design for flexible installation > Compact dimensions enable installation in narrow ceiling voids > Medium external static pressure up to 44Pa > Only grilles are visible > Small capacity unit developed for small of well-insulated rooms > Reduced energy consumption thanks to DC fan motor Concealed ceiling unit with medium ESP Slimmest yet most powerful medium static pressure unit on the market! > Slimmest unit in class, only 245mm > Low operating sound level > Medium external static pressure up to 150Pa facilitates using flexible ducts of varying lengths > Automatic air flow adjustment function measures the air volume and static pressure and adjusts it towards the nominal air flow, guaranteeing comfort	FXDA-A FXSA-A													
Wall mounted Wall mounted unit For rooms with no false ceilings nor free floor space > Flat front panel is easier to clean > Small capacity unit developed for small of well-insulated rooms > Reduced energy consumption thanks to DC fan motor > The air is comfortably spread up and downwards thanks to 5 different discharge angles	FXAA-A													
Cooling capacity (kW) ¹		1.1	1.7	2.2	2.8	3.6	4.5	5.6	7.1	8.0	9.0	11.2	14.0	16.0
Heating capacity (kW) ²		1.3	1.9	2.5	3.2	4.0	5.0	6.3	8.0	9.0	10.0	12.5	16.0	18.0

Black and designer panels

Auto cleaning filter option

(1) Nominal cooling capacities are based on: indoor temperature: 27°CDB, 19°CWB, outdoor temperature: 35°CDB, equivalent refrigerant piping: 5m, level difference: 0m
 (2) Nominal heating capacities are based on: indoor temperature: 20°CDB, outdoor temperature: 7°CDB, 6°CWB, equivalent refrigerant piping: 5m, level difference: 0m



VRV 5 indoor unit benefit overview

			Ceiling mounted cassette units		Concealed ceiling units		Wall mounted unit	
			FXFA-A	FXZA-A	FXDA-A	FXSA-A	FXAA-A	
We care	Home leave operation	During absence, indoor comfort levels can be maintained	●	●	●	●	●	
	Fan only	The air conditioner can be used as fan, blowing air without cooling or heating	●	●	●	●	●	
	Auto cleaning filter	The filter automatically cleans itself. Simplicity of upkeep means optimum energy efficiency and maximum comfort without the need for expensive or time-consuming maintenance	● (optional)		● (optional)			
	Floor and presence sensor	The presence sensor directs the air away from any person detected in the room. The floor sensor detects the average floor temperature and ensures an even temperature distribution between ceiling and floor	●	●				
Comfort	Draught prevention	When starting to warm up or when the thermostat is off, the air discharge direction is set horizontally and the fan to low speed, to prevent draught. After warming up, air discharge and fan speed are set as desired	●	●				
	Whisper quiet	Daikin indoor units are whisper quiet. Also the outdoor units are guaranteed not to disturb the quiet of the neighbourhood	●	●	●	●		
	Auto cooling-heating changeover	Automatically selects cooling or heating mode to achieve the set temperature	●	●	●	●	●	
Air treatment	Air filter	Removes airborne dust particles to ensure a steady supply of clean air	G1 G3 (auto cleaning panel)	G1	●	G1	●	
Humidity control	Dry programme	Allows humidity levels to be reduced without variations in room temperature	●	●	●	●	●	
Air flow	Ceiling soiling prevention	The air discharge of the indoor unit is specially designed to prevent air being blown against the ceiling to prevent ceiling stains	●	●				
	Vertical auto swing	Possibility to select automatic vertical moving of the air discharge louvre, for uniform air flow and temperature distribution	●	●			●	
	Fan speed steps	Multiple fan speeds to select, to optimize comfort levels	5 + auto	3 + auto	3	3 + auto	2	
	Individual louver control	Individual louver control via the wired remote controller makes it simple to fix the position of each louver individually, to suit any new room configuration. Optional closure kits are available as well	●	●				
Remote control & timer	Online Controller (BRP069C51) NEW	Can control and monitor the status of your Daikin heating or air conditioning system	●	●	●	●	●	
	Weekly timer	Timer can be set to start and stop operation anytime on a daily or weekly basis	●	●	●	●	●	
	Infrared remote control	Infrared remote control with LCD to remotely control your indoor unit	● (1)	● (1)	● (1)	● (1)	● (1)	
	Wired remote control	Wired remote control to remotely control your indoor unit	Only connectable to new BRC1H52W/S/K					●
	Centralised control	Centralised control to control several indoor units from one single point	●	●	●	●	●	
Other functions	Auto-restart	The unit restarts automatically at the original settings after power failure	●	●	●	●	●	
	Self-diagnosis	Simplifies maintenance by indicating system faults or operating anomalies	●	●	●	●	●	
	Drain pump kit	Facilitates condensation draining from the indoor unit	Standard	Standard	Standard	Standard	Optional	
	Multi tenant	The indoor unit's main power supply can be turned off when leaving the building or for servicing purposes	●	●	●	●	●	

(1) Must be combined with Madoka wired remote controller

Did you know ...

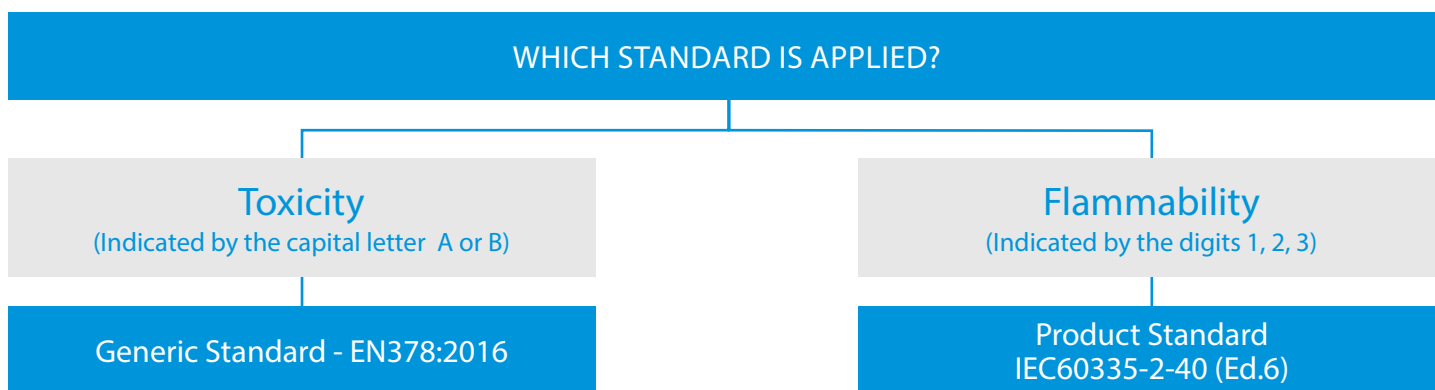
about the different standards regarding F-gas safety regulations?

Why are different standards applied?

Two different standards exist to cover the safety regulations for R-32:

- > A general standard on refrigerants: EN378:2016
- > A specific product standard for heat pumps: IEC60335-2-40 (Ed.6)

EN378:2016 states that if a specific product standard tackles the topic, it prevails over the generic standard. Therefore flammability is covered by IEC60335-2-40 (Ed.6).

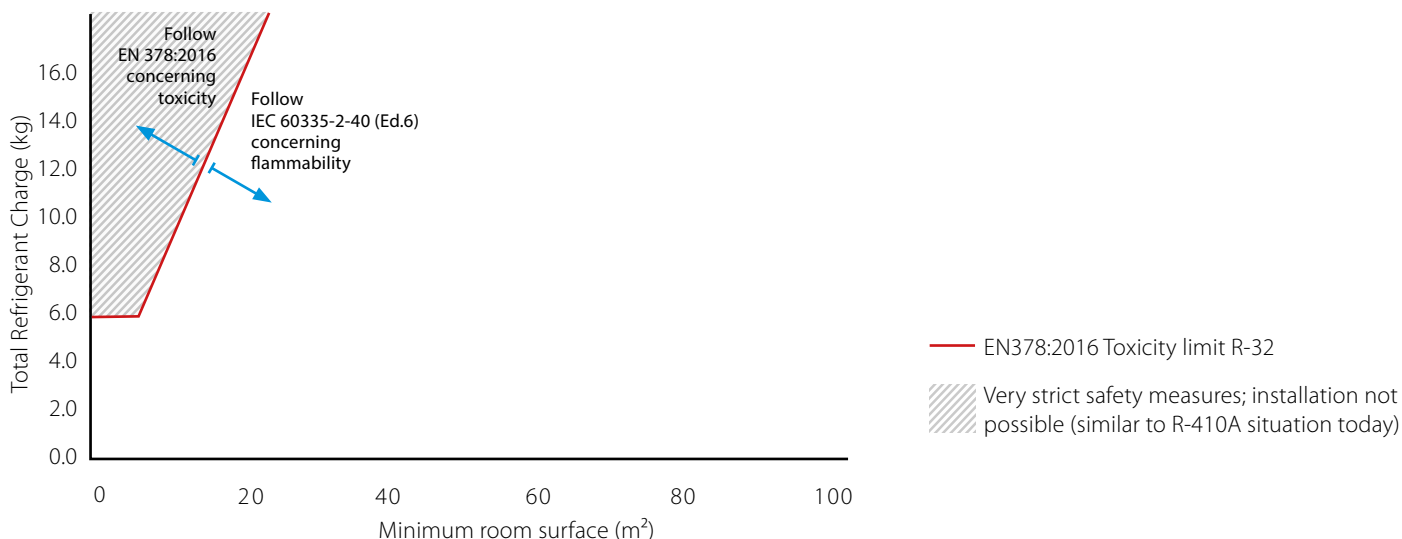


As a result of the combined standard the refrigerant classification is:

		Toxicity	
		Lower	Higher
Flammability	No flame Propagation	A1	B1
	Lower flammability	A2L* R-32	B2L*
	Higher flammability	A2	B2
	Higher flammability	A3	B3

*A2L and B2L are lower flammability refrigerants with a maximum burning velocity of ≤ 10 cm/s

Overview of room area limitation by EN378:2016 and IEC60335-2-40 (Ed.6)



What to take into account

in terms of additional measures for R-32?

Toxicity

- › Although both R-410A and R-32 are classified as 'A' in EN378:2016 the toxicity limit is slightly different: 0.30 kg/m³ for R-32 vs 0.44kg/m³ for R-410A.
- › On the other hand, the refrigerant charge for R-32 is lower **resulting in only a small change of room area limitation**

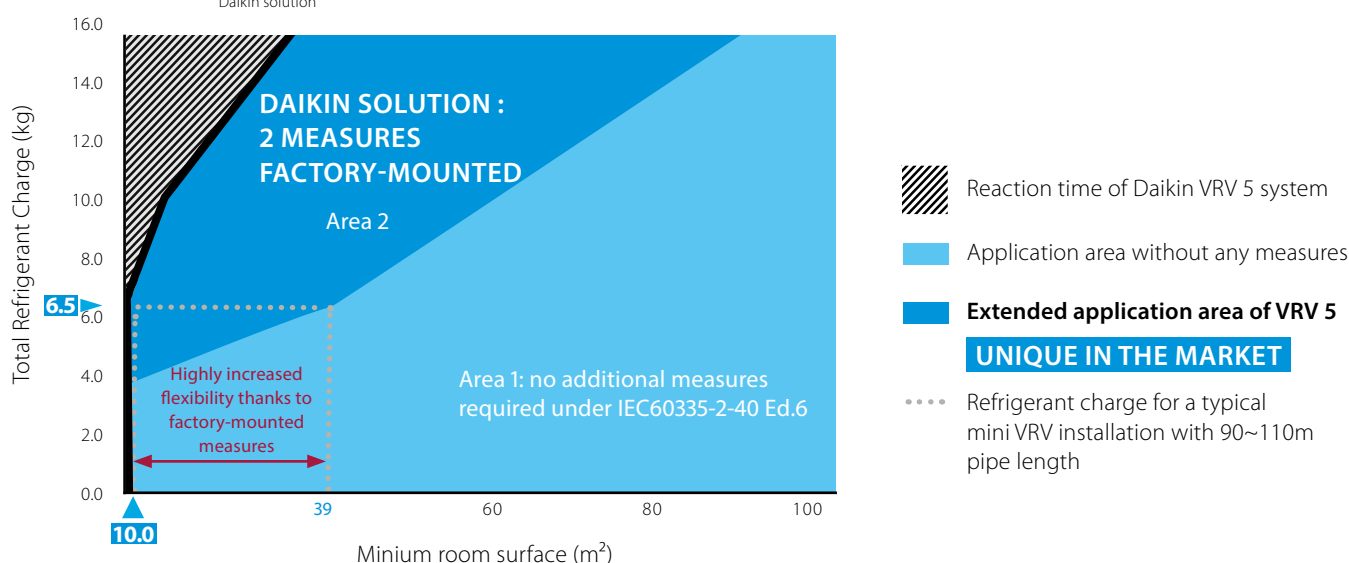
Flammability

- › The product standard IEC60335-2-40 (Ed.6) specifies all information regarding the total refrigerant amount and minimum room surface, depending on the additional measures taken.
- › **Area 1:** Application area without any measures
 - Typically split and Sky Air systems fall in this area thanks to very low refrigerant charges.
 - A typical mini VRV installation, with 6.5kg of refrigerant would require a minimum room surface of **39m²** (1)
- › **Area 2:** Extended application area of VRV 5 including two in-built measures.
 - The Daikin way, enabling to **use the VRV system to its full potential**, with a minimum room surface down to **10.0m²** (1)

(1) for indoor units installed at minimum 1.8m height and above the lowest underground floor.



Overview of application surface in function of applied measures under IEC60335-2-40 (Ed.6), considering units are installed at minimum 1.8m height and above the lowest underground floor.



The representation above is Daikin's interpretation of IEC60335-2-40 (Ed.6) and has no intention to replace in anyway existing legislation.

Possible measures towards flammability

- › Manufacturers have the choice to implement zero, one or two measures
- › 3 types of measures are allowed:

- Ventilation (natural or mechanical)
- Shut-off valves
- Alarm (local and maybe central)


DAIKIN SOLUTION, UNIQUE IN THE MARKET

The most flexible solution by Daikin

- › **The most flexible solution: two measures, system integrated**
 - No additional costs or calculations needed to implement measures in the field
 - No hassle or additional time needed when installing
 - No risk in errors thanks to Xpress selection software
- › **Third party tested and approved**



Creating a sustainable future together



Determined to reduce our environmental footprint, we aim to be CO₂-neutral by 2050.
A circular economy, innovation and smart use: these are the stepping stones on our path.
The time to act is now. Join us in creating a sustainable future for HVAC-R.

Sowing the seeds of climate protection with Daikin



Through a circular economy

- › Embrace Certified Reclaimed Refrigerant Allocation to reuse more refrigerant
- › Increase recovered refrigerant returns
- › Reuse refrigerant for maintenance with our refrigerant recycling machine



Through innovation

- › Equip our VRV 5 range with the lower GWP refrigerant R-32
- › Offer high real-world seasonal efficiencies
- › Deploy unique auto cleaning filters to maximise efficiency 24/7



Through smart use

- › Rigorously follow up on energy consumption via the Daikin Cloud Service
- › Factor in experts' advice to continuously optimise system efficiency
- › Enable predictive maintenance to ensure optimum operation and uptime
- › Prevent energy waste with smart key cards and sensors

The present leaflet is drawn up by way of information only and does not constitute an offer binding upon Daikin UK. Daikin UK has compiled the content of this leaflet to the best of its knowledge. No express or implied warranty is given for the completeness, accuracy, reliability or fitness for particular purpose of its content and the products and services presented therein. Specifications are subject to change without prior notice. Daikin UK explicitly rejects any liability for any direct or indirect damage, in the broadest sense, arising from or related to the use and/or interpretation of this leaflet. All content is copyrighted by Daikin UK.

