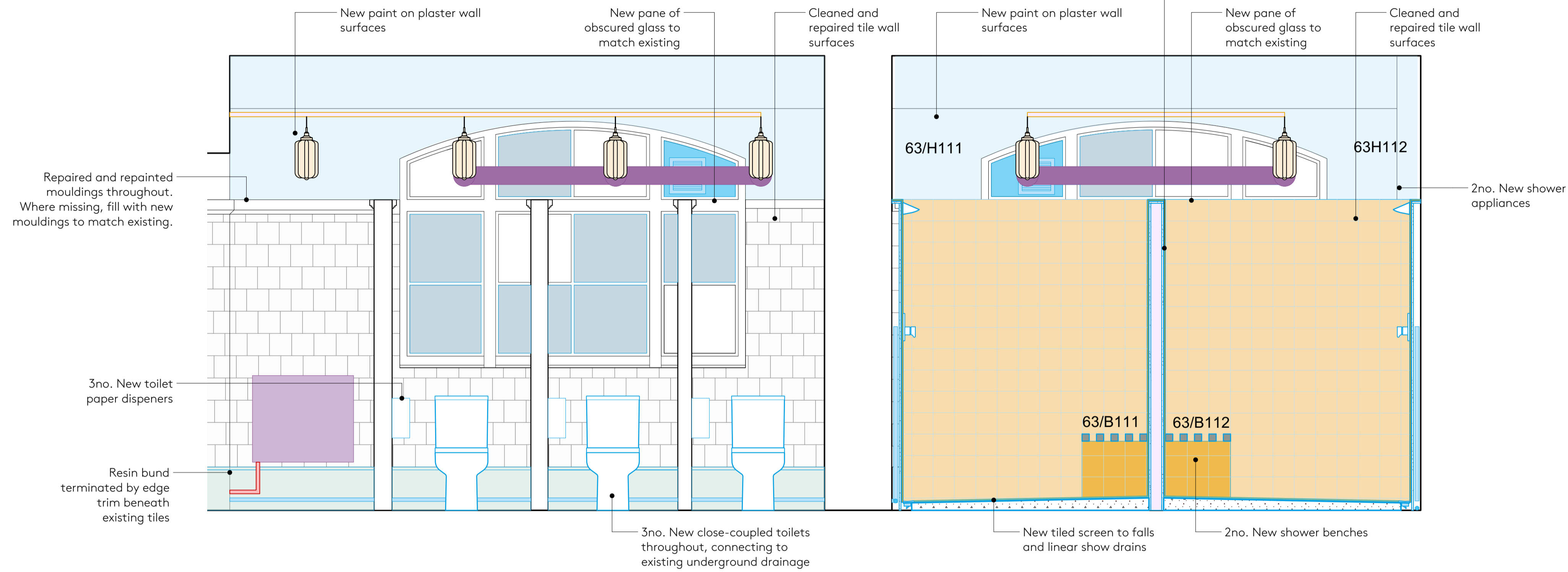
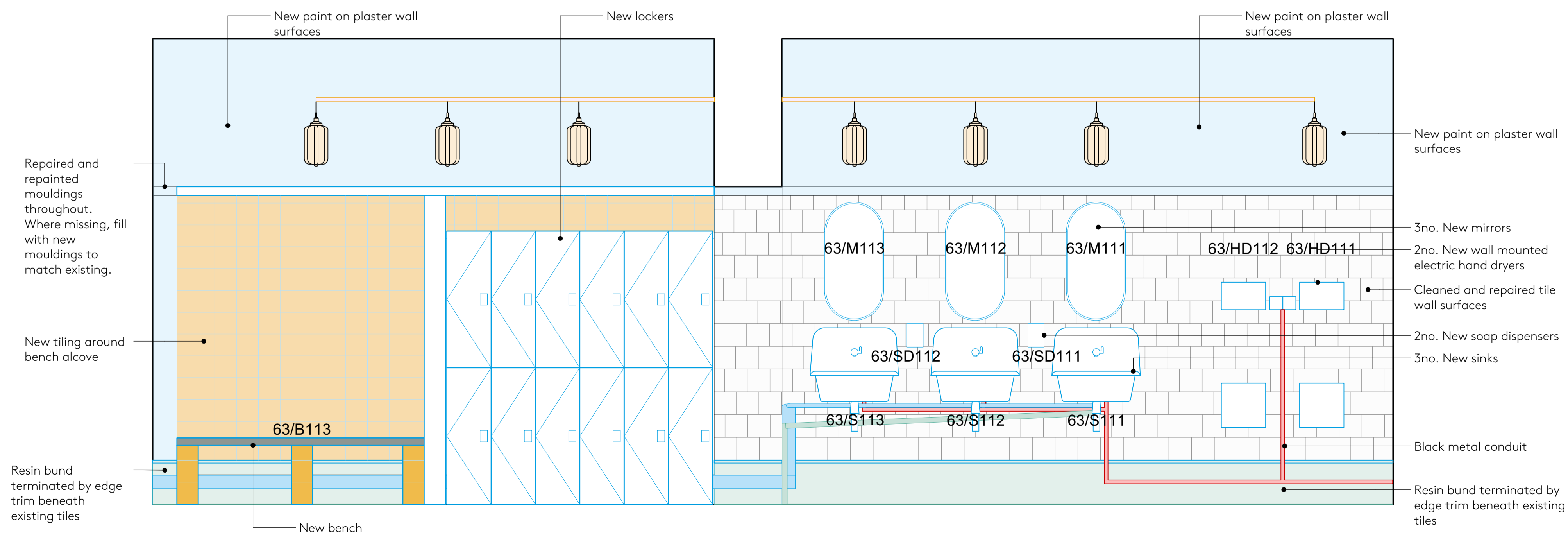


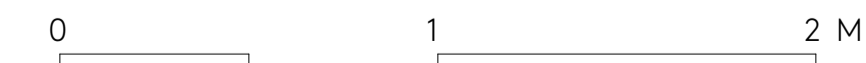
K Key Plan
Scale: 1:50



1 Male Contractor Toilet - North Elevation - Proposed
Scale: 1:20



2 Male Contractor Toilet - South Elevation - Proposed
Scale: 1:20



GENERAL NOTES

DO NOT SCALE DRAWINGS. USE DIMENSIONED DRAWINGS ONLY. ALL DIMENSIONS TO BE CHECKED PRIOR TO COMMENCEMENT OF ANY WORKS. AND / OR PREPARATION OF ANY SHOP DRAWINGS. ALL DISCREPANCIES TO BE REPORTED TO THE ARCHITECT. THIS DRAWING TO BE READ IN CONJUNCTION WITH ALL OTHER ARCHITECTS DRAWINGS AND SPECIFICATIONS AND OTHER CONSULTANTS INFORMATION ALL STRUCTURAL ELEMENTS TO BE CROSS CHECKED WITH ENGINEERS DOCUMENTS

NOTES

Key:

- Proposed per notes
- Make good for new screed and resin
- Recycled plastic joists
- Lighting
- Shower and Changing area Wall Tiling
- Bench Tiling
- Resin
- Shower Cubicle Floor Tiling
- Unistrut/Cable Tray
- Fermacell PowerPanel
- Radiator
- Ductwork
- Metal Conduit

SCHEDULE REFERENCES

REVISION SCHEDULE

REVISION	DATE	DESCRIPTION	ISSUED BY
P1	27/08/2024	Draft Planning and Listed Building Application	JD
P2	10/09/2024	Planning and Listed Building Application	JD

Nex—
55 Whitfield St,
London W1T 4AH
e: office@nex-architecture.com
t: +44 20 7183 0900

—The British Museum
Great Russell Street
London WC1B 3DG

PROJECT:
Contractors' Toilets

DRAWING:
Male WC Elevations 1 - Proposed

STATUS:	DATE:	DRAWN:	CHECKED:
Information	10/09/2024	RW	AD

SCALE:	DRAWING NO.:	REVISION:
1:20 @ ISO A1	124-Nex-00-XX-DR-A-260	P2