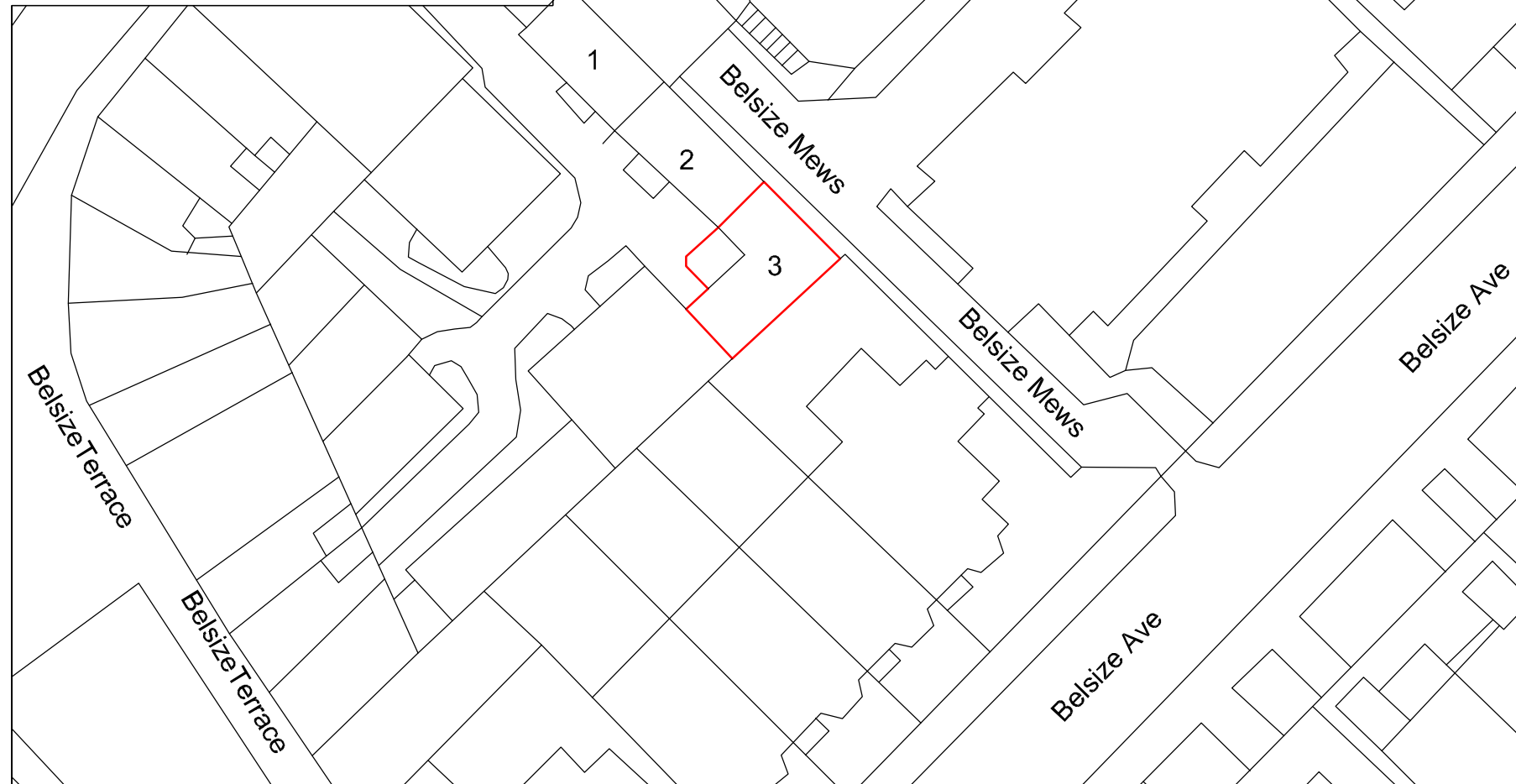
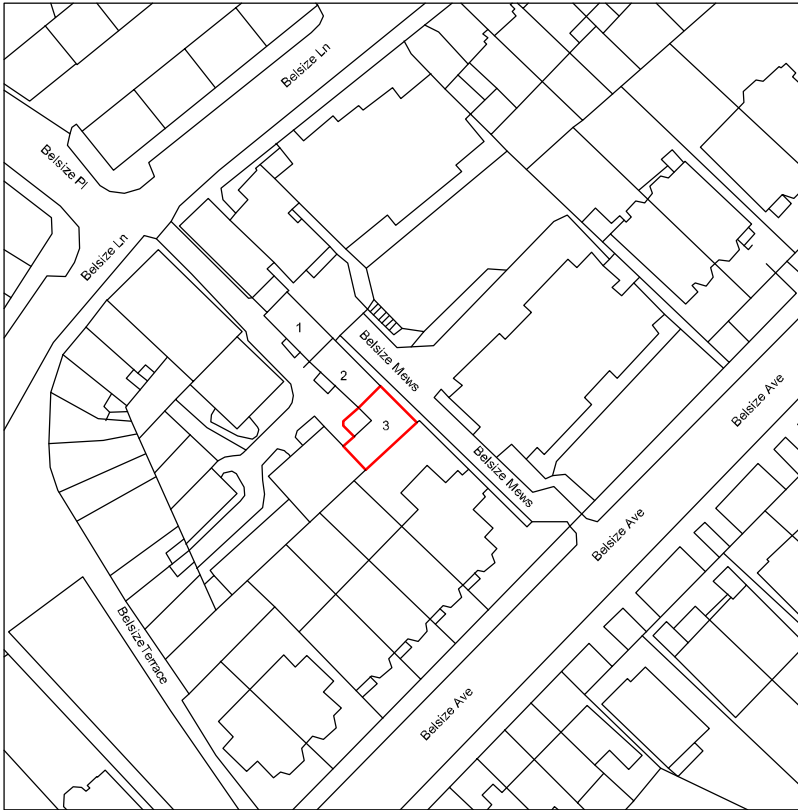
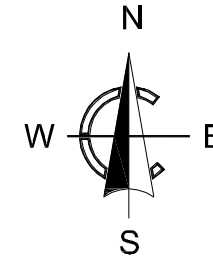


SITE LOCATION PLAN

SCALE 1:1250



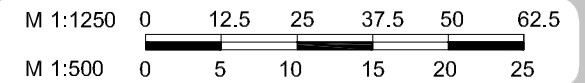
SITE BLOCK PLAN
SCALE 1:500



iPlans
planning made easy
204 Baker Street
Suite 112
London
EN1 3JY
0208 1506627
info@iplans.it
www.iplans.it

NOTES

1. This drawing is subject to copyright of iPlans and reproduction is only with written authority from iPlans.
2. All drawings are preliminary unless stated otherwise . Preliminary drawings are not to be built or manufactured from.
3. All dimensions on the drawings should be checked on site with accurate site dimensions by the builder or client before the commencement of works.
4. All works are subject to a qualified structural engineer reviewing the project before the commencement of works and providing structural calculations before building work commences.
5. These plans may be subject to Planning & Building Regulation Approval or any other statute in law before the commencement of building works.
6. All materials to match existing unless otherwise stated.
7. Client must establish the exact position of the boundary line or party wall position, so that any extension, loft conversion or any other structure is built within the curtilage of the clients land. Any roof overhangs or other protrusions must be within this curtilage. Dimensions on the drawings should always follow site dimensions, but building or structures should not be larger than that what is quoted on the drawing, so that compliance with planning permission is maintained.
8. A CCTV survey should be carried out to establish the exact location of all drains along with a review of the asset location map. A building over agreement should be in place before work commences.
9. Ensure all Party Wall Notices have been served and Awards/Agreements are in place before the commencement of works.



Site Location & Block Plans

Amit Batra
3 Belsize Mews
Belsize Park
London
NW3 5AT

DATE 27/08/2024

DRAWN BY:PG

DRAFT:

SCALE @ A3: 1:100

PAGE:01