

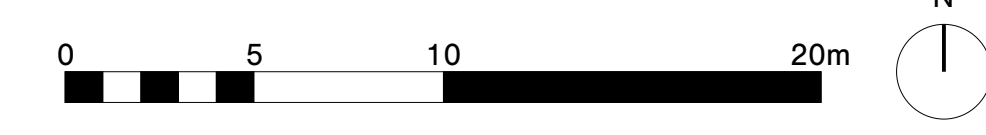
2024-2025 Show
Ground Floor
125 Shaftesbury Avenue, London,
WC2H

Existing Floor plan - Ground Floor

Drawing originated by DSDHA
19.08.16

layouts and seating are indicative
only

Drawn	Size	Date	Scale
JP	A0	26.07.24	1:100





notes



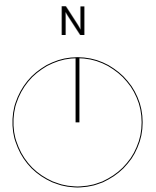
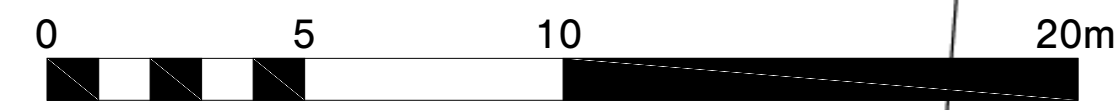
2024-2025 Show
Floor 1
125 Shaftesbury Avenue, London,
WC2H

Existing Floor plan - Floor 1

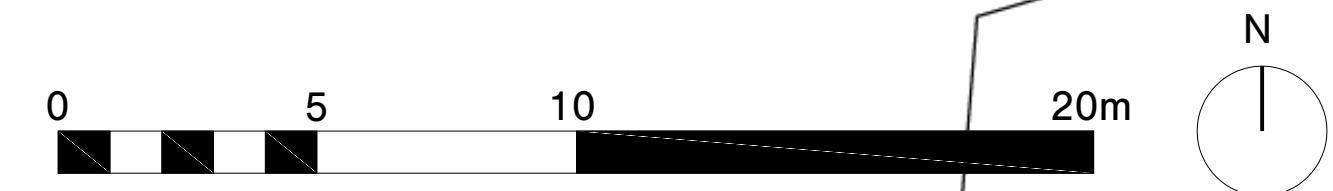
Drawing originated by DSDHA
19.08.16

layouts and seating are indicative
only

Drawn	Size	Date	Scale
JP	A0	26.07.24	1:100



notes



2024-2025 Show
Floor 2
125 Shaftesbury Avenue, London,
WC2H

Existing Floor plan - Level 2

Drawing originated by DSDHA
19.08.16
layouts and seating are indicative
only

Drawn	Size	Date	Scale
JP	A0	26.07.24	1:100



2024-2025 Show
Floor 3
125 Shaftesbury Avenue, London,
WC2H

Existing floor plan - Floor 3

Drawing originated by DSDHA
19.08.16
layouts and seating are indicative
only

Drawn	Size	Date	Scale
JP	A0	26.07.24	1:100

- 1. Stage
- 2. Dance floor
- 3. Platform
- 4. Bar



2024-2025 Show Floor 4 125 Shaftesbury Avenue, London, WC2H			
Existing Floor Plan - level 4			
Drawing originated by DSDHA 19.08.16 layouts and seating are indicative only			
Drawn	Size	Date	Scale
JP	A0	26.07.24	1:100