

JOINERY DETAIL SHEET

1 x 1 Complete New Flush Casement Window (modern)

Customer	Williams	Job No	T1898	Item No	1	Sheet	1 of 1
----------	----------	--------	-------	---------	---	-------	--------

Diagram

Flush casement window, Viewed externally

Sectional Details

Frame Stop	Square
Jamb Type	Solid Profiled
Head	79 x 70 mm
Jamb	79 x 70 mm
Finished Cill	79 x 78 mm

Sash Head	72 mm	
Sash Stile	72 mm	
Sash Btm Rail (ext)	72 mm	Stepped
Sash Thickness	56 mm	

Location	First Floor Front Kitchen	Glazing Bar	N/A
Material	Meranti sashes, Meranti frame, Meranti cill	Profile	Square
Quantity	1 of shown on drawing		

Ironmongery

Glazing

	Internal Pane	Spacer	External Pane
Case	4mm Low E (4LE)	16mm	4mm Float (4)

Putty Line Bead Acrylic, White Warm Edge Spacer Argon Filled

Paint Finish

Internal	RAL 9016 White
External	RAL 9016 White

Production Notes

OPENING circular (port hole) window (unable to draw in our software).
Use your standard profile dimensions for opening portal window and ignore this document.
Diameter 740mm.
Satin chrome fittings if possible.

Installation Notes

Installation Level: Premium Service
Installed: Internally
Internal Hazard: Item Over Worktop / Sink
Fit to internal line.

Job Tracking

Order received: 17-06-2024	Print date: 30-08-2024
Sold by: Jac Paterson	Last modified by: Sam Mitchell
Surveyed by: Pat Short	Last modified date: 11-07-2024

JOINERY DETAIL SHEET

1 x 1 Complete New Flush Casement Window (modern)

Customer	Williams	Job No	T1898	Item No	2	Sheet	1 of 1
----------	----------	--------	-------	---------	---	-------	--------

Diagram

Flush casement window, Opening out, Viewed externally

Sectional Details

Frame Stop	Square
Jamb Type	Solid Profiled
Head	79 x 70 mm
Jamb	79 x 70 mm
Mullion	79 x 62 mm
Finished Cill	139 x 78 mm WB groove

Sash Head	72 mm
Sash Stile	72 mm
Sash Btm Rail (ext)	72 mm Stepped
Sash Thickness	56 mm

Location	First Floor Front Diniing Room	Glazing Bar	17 mm
Material	Meranti sashes, Meranti frame, Meranti cill	Profile	Square
Quantity	1 of shown on drawing		

Ironmongery

4 x Cotswold Friction Stay Hinge (B)

1 x Mila Prolinea Locking Espagnolette LH Handle SC (S)

1 x Mila Prolinea Locking Espagnolette RH Handle SC (S)

Glazing

	Internal Pane	Spacer	External Pane
Case	4mm Low E (4LE)	16mm	4mm Float (4)

Putty Line Bead Acrylic, White Warm Edge Spacer Argon Filled

Paint Finish

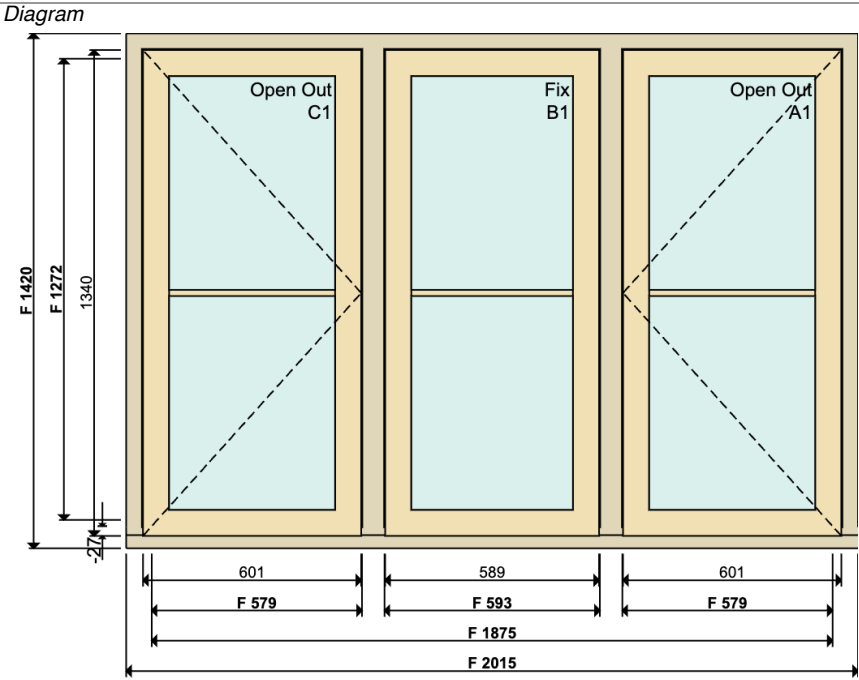
Internal	RAL 9016 White
External	RAL 9016 White

Production Notes	Installation Notes
60 ext cill sent loose @2030mm.	Installation Level: Premium Service
	Installed: Externally
	Fit externally to prepared opening.
	Aperture to be created by sashed (not quoted for yet).
Job Tracking	
Order received: 17-06-2024	Print date: 30-08-2024
Sold by: Jac Paterson	Last modified by: Sam Mitchell
Surveyed by: Pat Short	Last modified date: 20-08-2024

JOINERY DETAIL SHEET


1 x 1 Complete New Flush Casement Window (modern)

Customer	Williams	Job No	T1898	Item No	3	Sheet	1 of 1
----------	----------	--------	-------	---------	---	-------	--------




Sectional Details

Frame Stop	Square
Jamb Type	Solid Profiled
Head	79 x 70 mm
Jamb	79 x 70 mm
Mullion	79 x 62 mm
Finished Cill	139 x 78 mm WB groove



Sash Head	72 mm
Sash Stile	72 mm
Sash Btm Rail (ext)	72 mm Stepped
Sash Thickness	56 mm



Flush casement window, Opening out, Viewed externally

Location	Second Floor Front Bedroom
----------	----------------------------

Material	Meranti sashes, Meranti frame, Meranti cill	Quantity	1 of shown on drawing
----------	--	----------	--------------------------

Ironmongery
4 x Cotswold Friction Stay Hinge (B)
1 x Mila Prolinea Locking Espagnolette LH Handle SC (S)
1 x Mila Prolinea Locking Espagnolette RH Handle SC (S)

Glazing	Internal Pane	Spacer	External Pane
Case	4mm Low E (4LE)	16mm	4mm Float (4)
Putty Line Bead	Acrylic, White Warm Edge Spacer	Argon Filled	

Paint Finish	
Internal	RAL 9016 White
External	RAL 9016 White

Production Notes

60 ext cill sent loose @2030mm.
All sashes out of frame.

Installation Notes

Installation Level: Premium Service
Installed: Externally

Fit externally.
Frame will not travel through house. Lift frame through opening with ropes.

Job Tracking	Order received: 17-06-2024	Print date: 30-08-2024
	Sold by: Jac Paterson	Last modified by: Sam Mitchell
	Surveyed by: Pat Short	Last modified date: 20-08-2024