



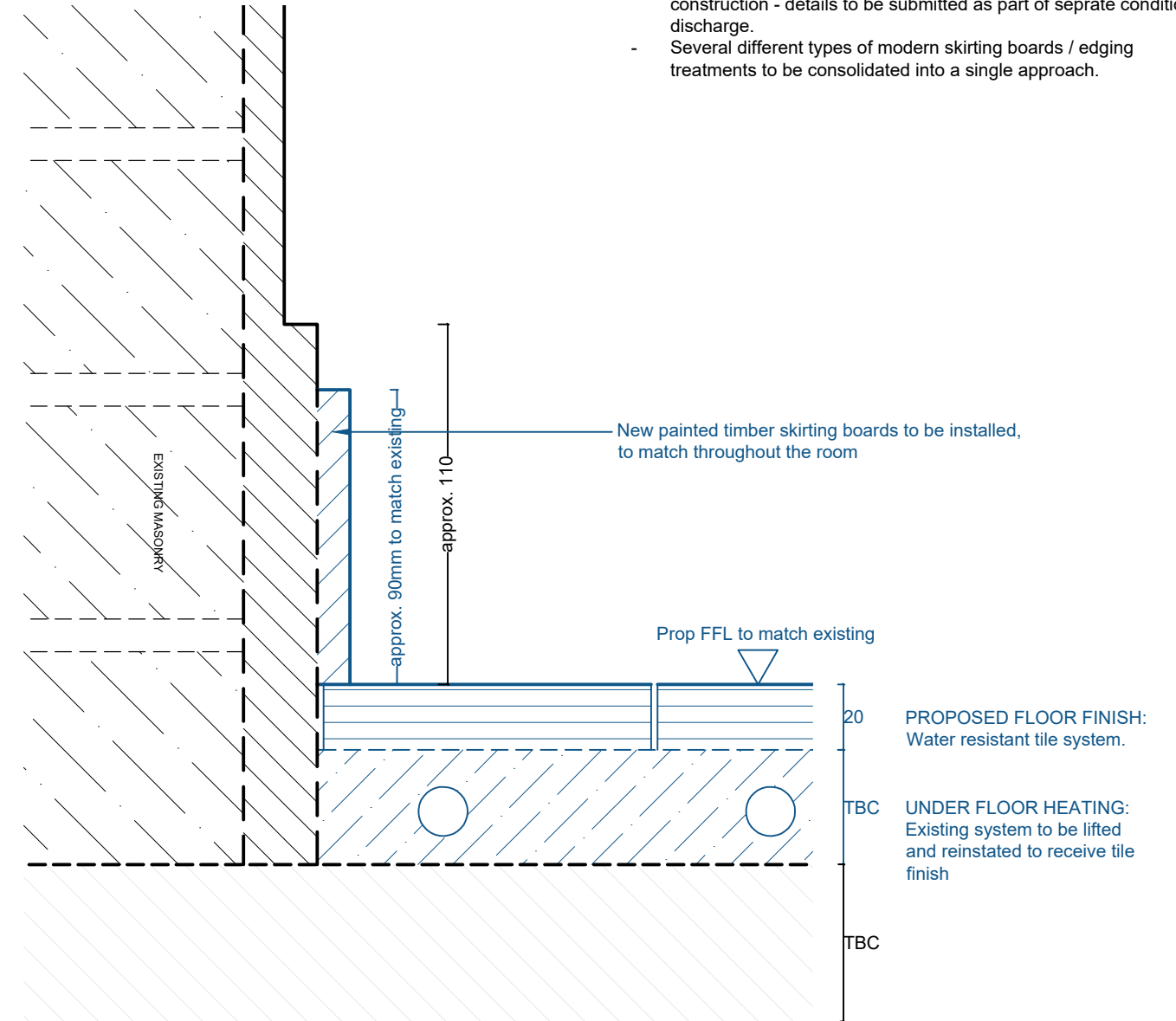
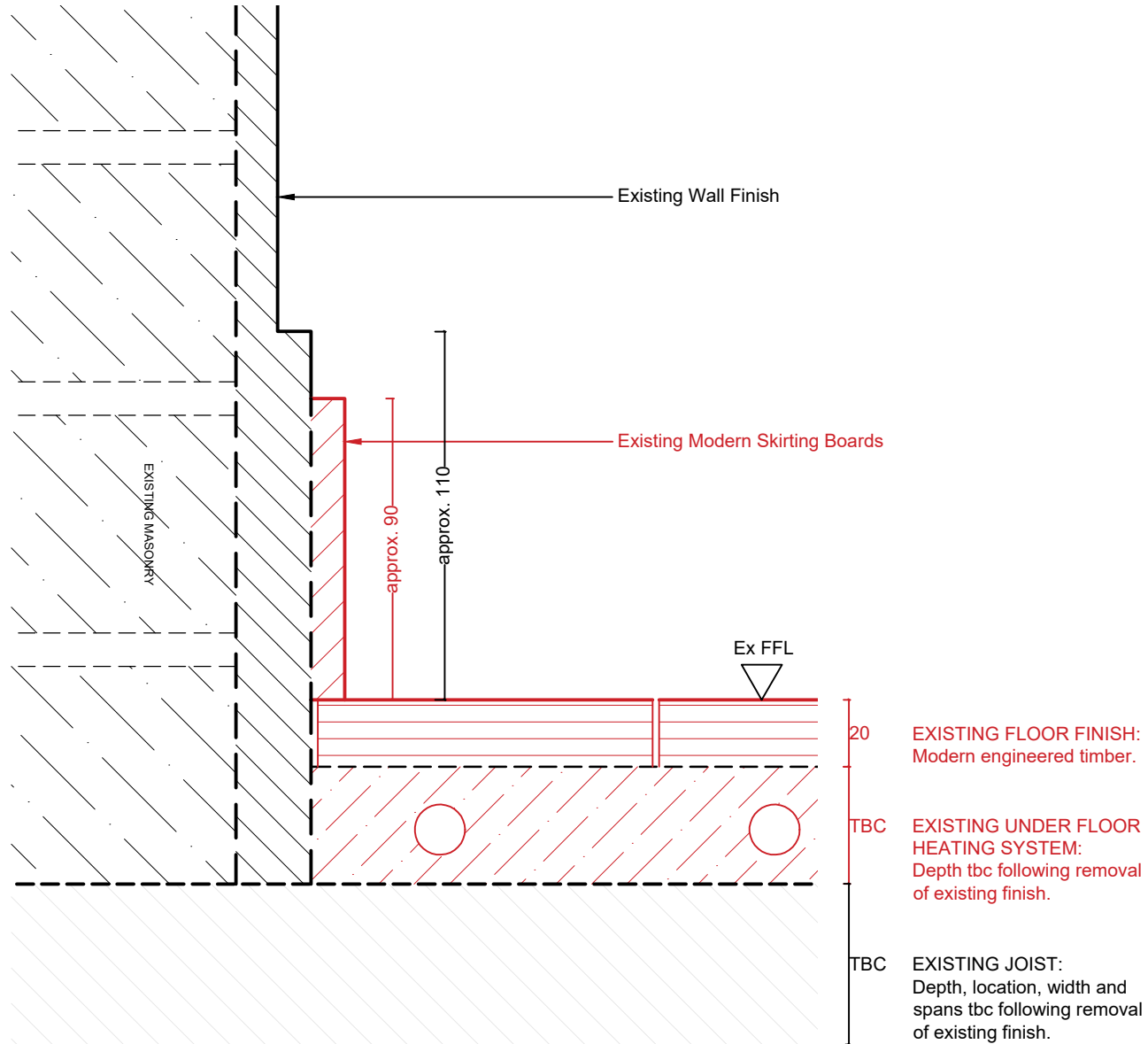
Photograph of existing 'Type 3' skirting boards

**NOTES**

1. Drawing illustrates design intent only and should not be used for construction.
2. Modern items to be removed and/or altered illustrated in **RED**.
3. Proposed items illustrated in **BLUE**.
4. Items below existing finish to be confirmed following removal of existing floor finish

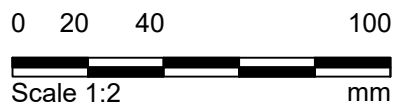
**GENERALLY:**

- Existing finished floor to be removed and replaced to allow for new drainage & water supply pipes within the existing floor construction - details to be submitted as part of separate condition discharge.
- Several different types of modern skirting boards / edging treatments to be consolidated into a single approach.



**01** Existing Typical Skirting Detail 3  
3702 1:2 @ A3

**02** Proposed Typical Skirting Detail 3  
3702 1:2 @ A3



**SKIRTING TYPE 3**

Purpose of Issue:  
**FOR\_PLANNING**

<p><b>Notes</b></p> <ol style="list-style-type: none"> <li>1. Any dwg format drawing is to be read in conjunction with and at the scale of the accompanying pdf.</li> <li>2. Where colours other than black or grey are used, the drawing must be plotted in colour.</li> <li>3. For status 'C' (Construction) drawings all dimensions are to be checked on site by the contractor, scaling is for Local Authority purposes only.</li> <li>4. Unless otherwise indicated, all dimensions are in millimeters.</li> <li>5. All information on this drawing is to be read in conjunction with the relevant Donald Insall Associates specification and trade contractors' drawings and information by specialists.</li> <li>6. In the event of any discrepancy, please contact us immediately.</li> <li>7. This drawing may contain survey information by others and is to be used solely for the purposes for which it was issued.</li> <li>8. These are uncontrolled documents issued for information purposes only. If you have any queries regarding the drawings, please contact DIA immediately.</li> <li>9. Please note DIA cannot be held responsible for any errors arising from changes made to an uncontrolled dwg file.</li> </ol> <p>© 2024 DONALD INSALL ASSOCIATES LTD</p>	<p><b>Drawing Status</b></p> <p>F Feasibility</p> <p>S Sketch Design</p> <p>P Planning</p> <p>B Building Control</p> <p>D Design Development</p> <p>M Measurement</p> <p>T Tender</p> <p>C Construction</p> <p>R Record</p>						<p><b>Donald Insall Associates</b> Chartered Architects and Historic Building Consultants</p> <p>12 Devonshire Street London W1G 7AB (+44) 020 7245 9888 london@insall-architects.co.uk</p>								
							<p>30 Great James Street, London</p>								
							<p>Existing &amp; Proposed Skirting Type 3</p> <p>Scale: 1:2@A3</p>								
		Rev	Date	Dwn	Auth	Revision	Project Code	Origin	Volume	Level	Type	Role	Drwg. No.	Status	Revision
							GJS30.01-	DIA-	ZZ-	02-	DR-	A-	3702-	P-	P01