

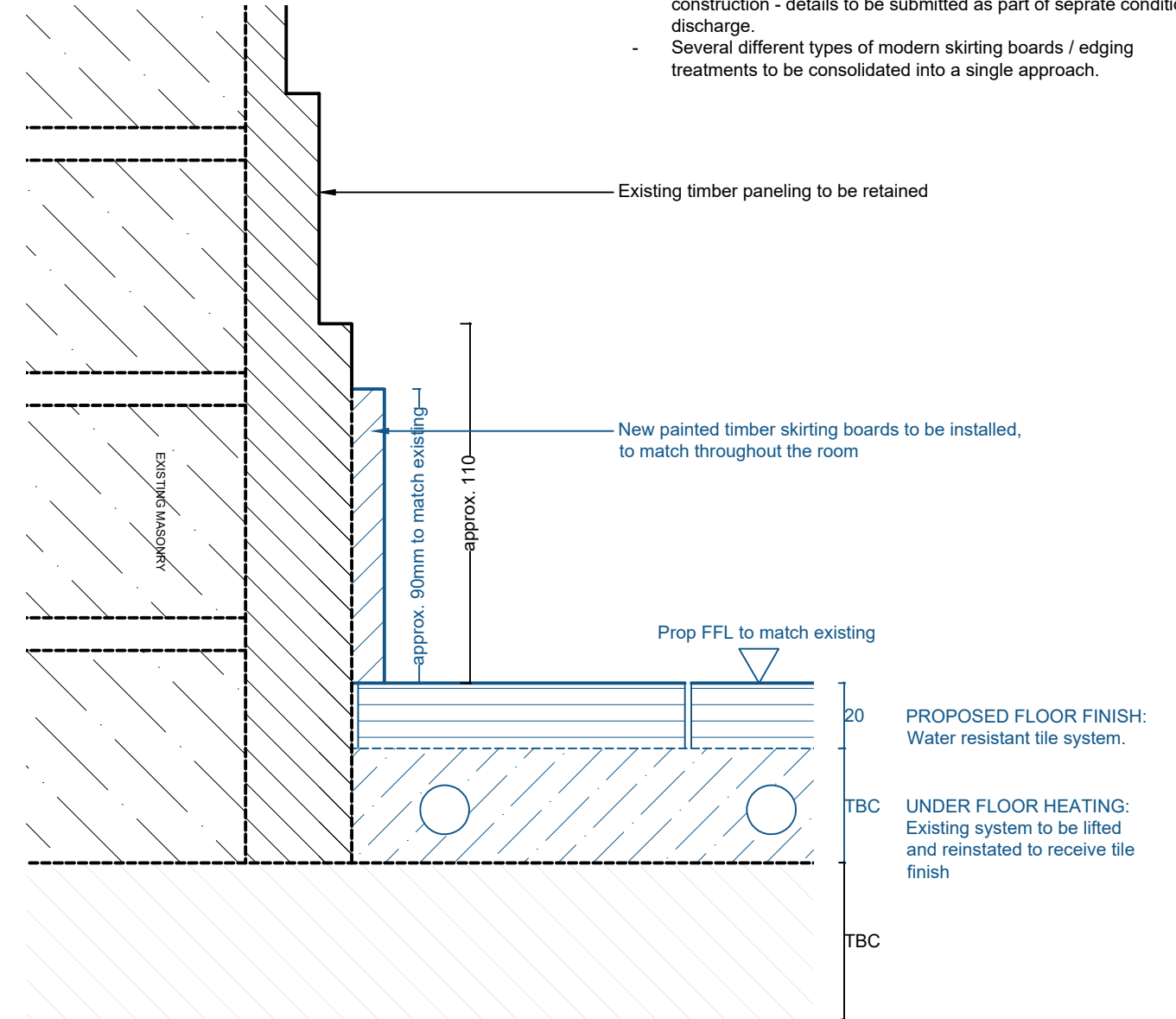
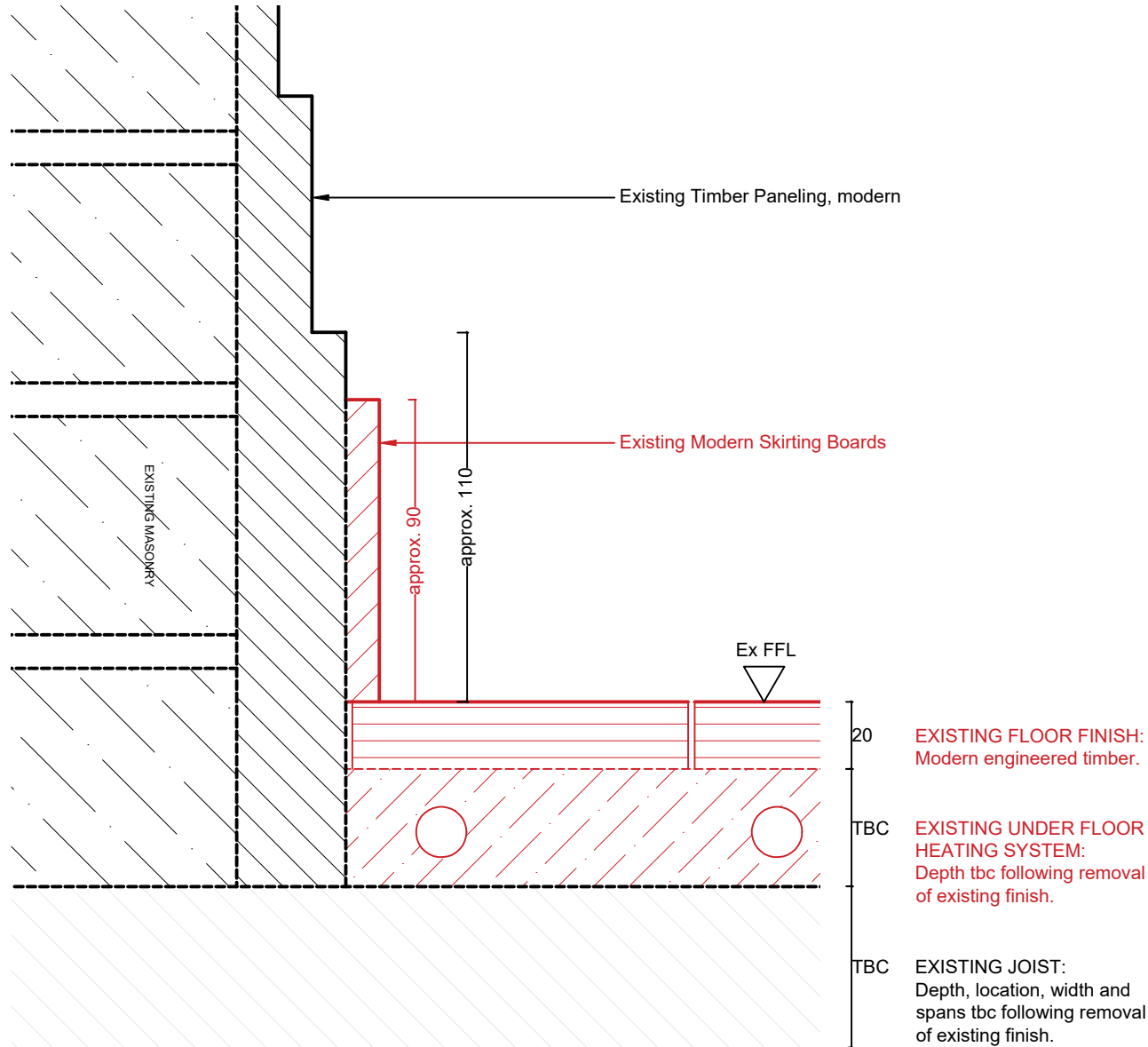
Photograph of existing "Type 1" skirting boards

NOTES

1. Drawing illustrates design intent only and should not be used for construction.
2. Modern items to be removed and/or altered illustrated in **RED**.
3. Proposed items illustrated in **BLUE**.
4. Items below existing finish to be confirmed following removal of existing floor finish

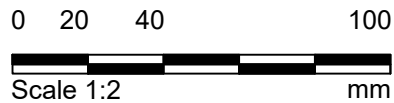
GENERALLY:

- Existing finished floor to be removed and replaced to allow for new drainage & water supply pipes within the existing floor construction - details to be submitted as part of separate condition discharge.
- Several different types of modern skirting boards / edging treatments to be consolidated into a single approach.



01 Existing Typical Skirting Detail 1  
3700 1:2 @ A3

02 Proposed Typical Skirting Detail 1  
3700 1:2 @ A3



SKIRTING TYPE 1

Purpose of Issue:  
FOR\_PLANNING

<p>Notes</p> <ol style="list-style-type: none"> <li>1. Any dwg format drawing is to be read in conjunction with and at the scale of the accompanying pdf.</li> <li>2. Where colours other than black or grey are used, the drawing must be plotted in colour.</li> <li>3. For status 'C' (Construction) drawings all dimensions are to be checked on site by the contractor, scaling is for Local Authority purposes only.</li> <li>4. Unless otherwise indicated, all dimensions are in millimeters.</li> <li>5. All information on this drawing is to be read in conjunction with the relevant Donald Insall Associates specification and trade contractors' drawings and information by specialists.</li> <li>6. In the event of any discrepancy, please contact us immediately.</li> <li>7. This drawing may contain survey information by others and is to be used solely for the purposes for which it was issued.</li> <li>8. These are uncontrolled documents issued for information purposes only. If you have any queries regarding the drawings, please contact DIA immediately.</li> <li>9. Please note DIA cannot be held responsible for any errors arising from changes made to an uncontrolled dwg file.</li> </ol> <p>© 2024 DONALD INSALL ASSOCIATES LTD</p>	<p>Drawing Status</p> <p>F Feasibility</p> <p>S Sketch Design</p> <p>P Planning</p> <p>B Building Control</p> <p>D Design Development</p> <p>M Measurement</p> <p>T Tender</p> <p>C Construction</p> <p>R Record</p>						<p>Project Code: GJS30.01-</p> <p>Origin: DIA- ZZ-</p> <p>Level: 02-</p> <p>Type: DR-</p> <p>Role: A-</p> <p>Drwg. No.: 3700-</p> <p>Status: P-</p> <p>Revision: P01</p>																
		<table border="1"> <thead> <tr> <th>Rev</th> <th>Date</th> <th>Dwn</th> <th>Auth</th> <th>Revision</th> </tr> </thead> <tbody> <tr> <td>P01</td> <td>29.07.24</td> <td>RYK</td> <td>BJN</td> <td>FOR PLANNING</td> </tr> <tr> <td>-</td> <td>29.07.24</td> <td>RYK</td> <td>BJN</td> <td>DRAFT FOR PLANNING</td> </tr> </tbody> </table>					Rev	Date	Dwn	Auth	Revision	P01	29.07.24	RYK	BJN	FOR PLANNING	-	29.07.24	RYK	BJN	DRAFT FOR PLANNING	<p>Scale: 1:2@A3</p>	
		Rev	Date	Dwn	Auth	Revision																	
P01	29.07.24	RYK	BJN	FOR PLANNING																			
-	29.07.24	RYK	BJN	DRAFT FOR PLANNING																			
<p>Donald Insall Associates Chartered Architects and Historic Building Consultants</p> <p>12 Devonshire Street London W1G 7AB (+44) 020 7245 9888 london@insall-architects.co.uk</p> <p>30 Great James Street, London</p> <p>Existing &amp; Proposed Skirting Type 1</p>																							