

29 Edis Street, London, NW1 8LE

MONITORING

LEVEL MONITORING

for SMS (LV)

29 Edis Street, London, NW1 8LE

Client: SMS (LV)
Client Contact: Robbie Taylor
Claim Number: [REDACTED]
Client Reference: [REDACTED]
Policy Holder: [REDACTED]
Report Date: 17 July 2024
Our Ref: [REDACTED]

SubsNetuk

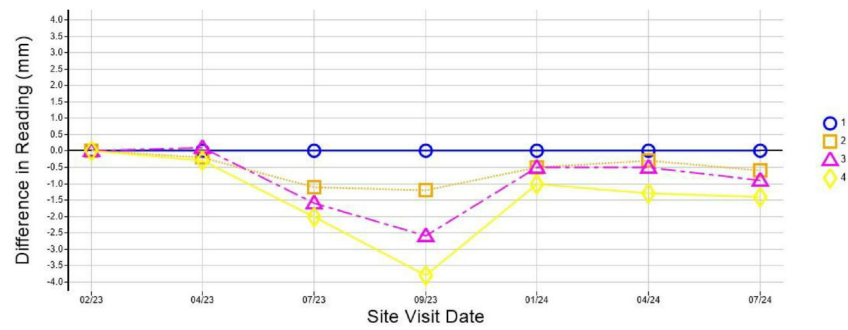
Level Monitoring Readings

The following table shows the reading levels of the various Level Monitoring Station points.

Date	1	2	3	4
15/02/2023	10.0000	10.0246	10.2517	10.2093
28/04/2023	10.0000	10.0244	10.2518	10.2090
12/07/2023	10.0000	10.0235	10.2501	10.2073
08/09/2023	10.0000	10.0234	10.2491	10.2055
19/01/2024	10.0000	10.0241	10.2512	10.2083
08/04/2024	10.0000	10.0243	10.2512	10.2080
17/07/2024	10.0000	10.0240	10.2508	10.2079


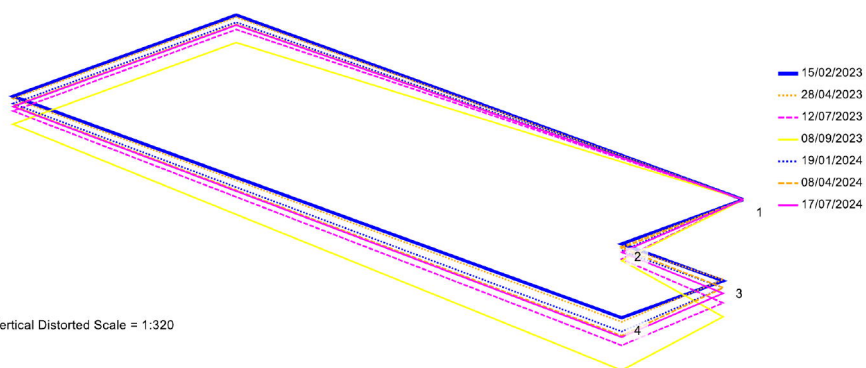
Level Monitoring Difference Graphs

The following graphs display the progressive movement that each Level Monitoring Station recorded at each separate site visit date to give an overall look at how much the property is moving.



Level Monitoring Displacement Map

The following image shows an isometric representation of the movement of the property, based on the Level Monitoring Stations that were installed.



FRONT

Site Visit Notes

Point 1 as TBM. It has an assumed value of 10.0000m. No remote datum located if this is not suitable please advise if a deep datum is required.