









**NOTES:**

- Existing vents in-filled in line with new ceiling build-up.
- New cornice installed to match existing locally.
- Refer to internal elevations for details on new reveal treatment.
- Existing landing boxing and lobby entrance reveal retained, stripped back and redecorated.
- New service risers to be sized to miss existing cornices.
- Existing coal shoots in-filled.
- New reveals to lift opening.
- New concealed fire curtain to opening head.
- Waterproofing extending to ceiling within RM22LG05.
- Refer to structural engineers information for structural details.

**CEILING FINISHES KEY:**

-  Ceiling Finish Type 01 - Existing Ceiling  
Existing plasterboard ceiling retained and repaired ready for redecoration. Any damaged or missing areas of ceiling to be replaced to match existing.
-  Ceiling Finish Type 02 - New Plasterboard  
New plasterboard and skim ceiling below timber joists.
-  Ceiling Finish Type 03 - New MR Plasterboard  
New moisture resistant plasterboard under suspended metal frame.
-  Ceiling Finish Type 04 - Existing Bulkheads  
Existing bulkheads / structural openings retained and repaired as required ready to receive decoration. Any areas of damaged plaster or beading to be removed and reinstated.
-  Ceiling Finish Type 05 - Rendered Vaults  
New lanking membrane over rendered and decorated.
-  Ceiling Finish Type 06 - New Plasterboard Fourth  
New plasterboard and skim ceiling below timber joists.






**CORNICE KEY:**

- CO-01 Existing Cornice  
Existing cornice retained, stripped back and redecorated. Any cracking to be made good and for any new or damaged cornice to be replaced to match existing in size, material and profile.
- CO-02 New Plaster Cornice  
New cornice to match existing within building.

**CEILING ROSE KEY:**

- CR-01 Existing Ceiling Rose Retained  
Existing ceiling rose retained, prepared and redecorated to match ceiling. Existing paint to be fully stripped back before redecoration. Any redundant fixing locations and cracking to be made good.
- CR-02 New Ceiling Rose  
New plaster ceiling roses to match existing. New ceiling rose decorated to match ceiling.

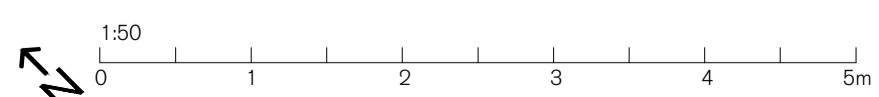
**FITTINGS KEY:**

-  New recessed spotlight.
-  Recessed emergency spotlight.
-  New pendant light.
-  New wall light.
-  Bulkhead light.

Lighting shown for reference only, refer to MEP information for details.

With exception of works to parapet gulleys, tile replacement, and cast iron air bricks, all external works have already secured Full Planning & Listed Building Consent under application refs. 2023/0223/P and 2023/0878/L. They have been detailed on the plans for completeness.

All external fabric repairs have already secured Listed Building Consent 2022/1811/L.



REV	ISSUED	DESCRIPTION	DRAWN	CHECKED
L2	26.07.24	General note updated.	RE	RE

PROJECT	DESCRIPTION	DATE	SCALE AT A1	JOB NO
HOLBORN LINKS PROJECT 5 20-22 SP & 46-47 BS	20-21 SP PROPOSED GROUND FLOOR RCP	JULY '21	1:50	21.865

STATUS	DRAWING NO	DRAWN	CHECKED	REV
PLANNING	PL1381	CW	RE	L2