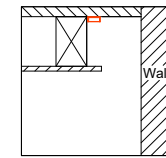
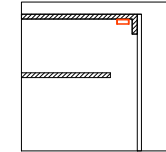


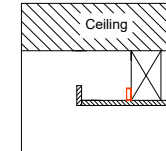
SCALE: TO FIT  
NOTE - REMOTE DRIVER REQUIRED, REFER TO NOTES



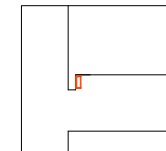
Detail 1: Shadow gap



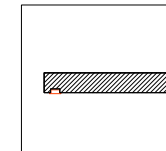
Detail 2: Inside cabinet



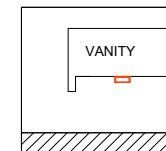
Detail 3: Coffered straight



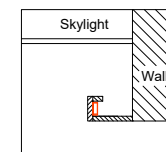
Detail 4: Cabinet



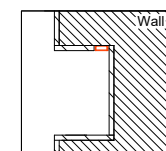
Detail 5: LED front of shelf flush (Bottom)



Detail 6: Joinery under sink/vanity



Detail 7: Skylight



Detail 8: Shower niche

- Notes
1. Do not scale or dimension from this drawing. In case of query refer to LDS
  2. All dimensions shown in millimeters unless noted otherwise
  3. For design intent only. Not for construction unless otherwise stated.
  4. This drawing remains copyright and property of Lighting Design Studio and should not be copied, communicated or disclosed, without prior written permission.
  5. Drawing should be read in conjunction with other drawings and luminaire schedule.
  6. Lines connecting fittings indicate control channels only. These are not wiring layouts.
  7. Lengths and driver types indicative, based on assumed loadings. These must be checked on site against finished details prior to order.
  8. All drivers and transformers must be located in a dry, accessible, well ventilated location in line with requirements set-out by manufacturers.
  9. All drivers and transformers must be located within maximum distances set-out by manufacturers. Cable size and type to be determined on site to account for voltage drop.
  10. PIR & switch locations to be confirmed by contractor on site.

LEGEND	
A	RECESSED DOWN LIGHT
B	SURFACE MOUNTED LIGHT
L	LINEAR LIGHT
D	DECORATIVE PENDANT
D	DECORATIVE WALL LIGHT
T	LED RIBBON
W	RECESSED WALL LIGHT LOW LEVEL
W	RECESSED WALL LIGHT HIGH LEVEL
U	UPLIGHTER
V	TRACK LIGHT

CS1	CONTROL SWITCH
S1	SINGLE GANG SWITCH
S2	TWO GANG SWITCH
S3	THREE GANG SWITCH
S4	FOUR GANG SWITCH SWITCH MASTER
5a	5 AMP WALL SOCKET
PIR	PIR SWITCH SWITCH MASTER
D/S	DOOR SWITCH
CONTROL GEAR MOUNTED REMOTELY	

X - NO. OF ADDRESSES  
XXXX - DIMMING TYPE

## lighting design | studio

70 Cowcross Street EC1M 6EJ  
0207 112 5364  
hello@lightingdesignstudio.co.uk  
www.lightingdesignstudio.co.uk

PROJECT:  
**8 GLOUCESTER GATE**

TITLE:  
**LIGHTING LAYOUT GROUND FLOOR**

STAGE:  
**PRELIMINARY**

DWG NUMBER:  
**D24025.01**

REVISION:  
**7**

DATE:  
**09.08.24**

PERSON:  
**SD**