

Drawing indicates design intent only.
All information, areas, dimensions and datum levels are subject to detailed survey, detailed design and investigative work.
Do not scale from the drawing.

This drawing is the property of Perkins&Will UK Ltd. No disclosure or copy of it may be made without the written permission of Perkins&Will UK Ltd.

AIR TIGHTNESS / MEMBRANES KEY

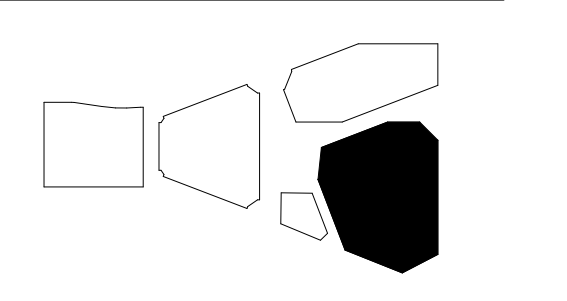
	Air Tightness Line
	VCL-Vapour Control Layer
	Breather membrane
	EPDM / Air sealing tape
	Waterproofing membrane

STAGE 4

PROJECT

TRIBECA
Reef Group
Plot C - The Assembly
and Connector

KEYPLAN



ISSUE CHART

NO	DATE	DESCRIPTION
1	15/05/24	Issue - Tender
2	26/01/24	Issue - Tender

Date: 26/01/24
Job Number: 322596
Scale: 1:5@AO
Drawn: PK
Checked: DS
Approved: PD

CDE STATUS

STAGE 04 - TENDER

TITLE
**C3 - EXT WALLS
DETAILS- BALCONY
SECT 2**

SHEET NUMBER

TRI PWA C3 ZZ DR A 33205

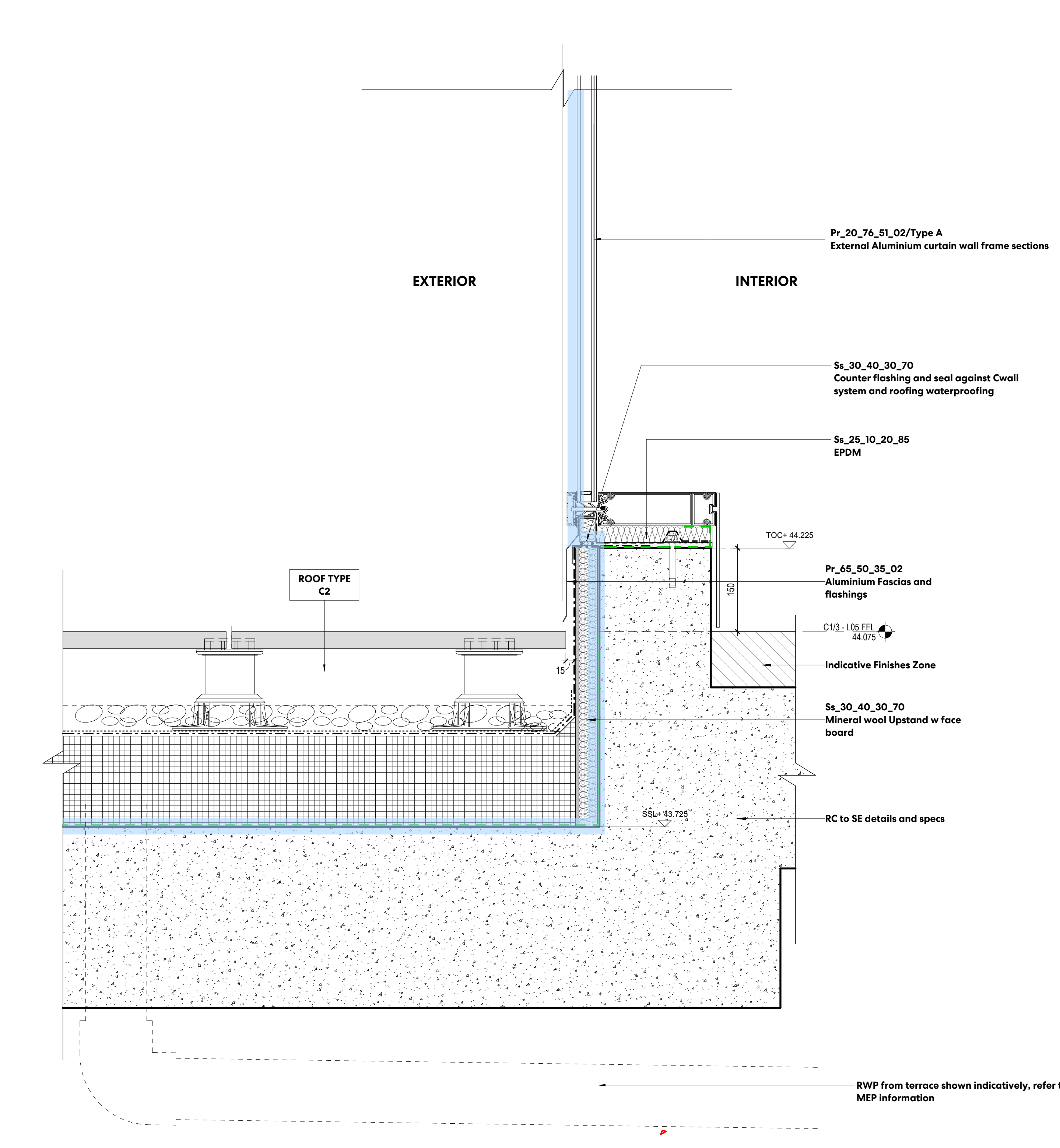
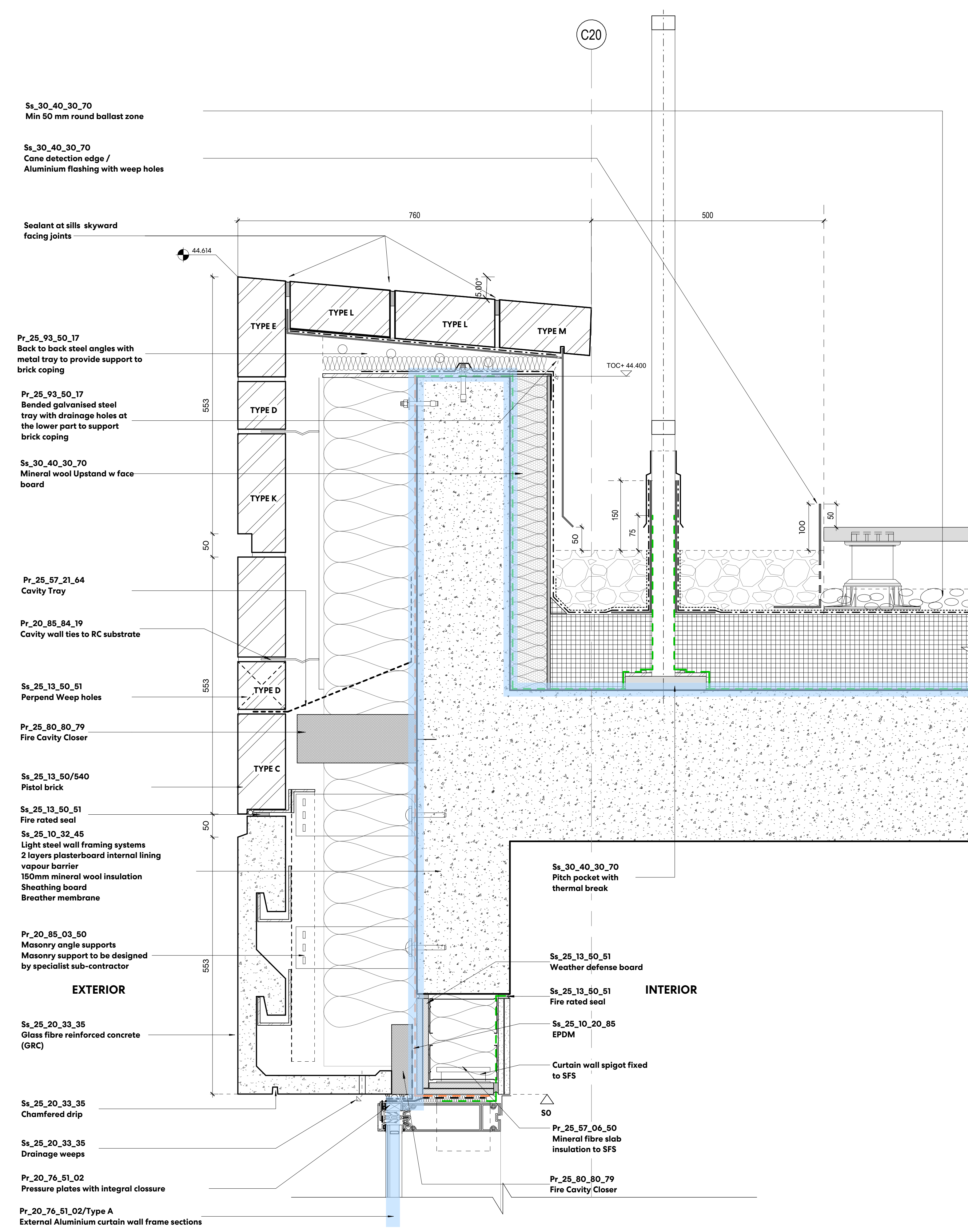
PROJECT NUMBER | LOCATION | TYPE | SCALE | STATUS

CDE STATUS CODE REVISION

S3 **PO1**

Copyright © 2024 Perkins+Will

500mm
200
100
0mm
Scale 1:5



① C3 - SOUTH WEST TERRACE CORNER FACADE - LEVEL 05 -DETAIL SECTION
1:5

15/05/2024 13:34:02 Autodesk Docs/TRIBECADOCUMENTS MODEL_C3.rvt