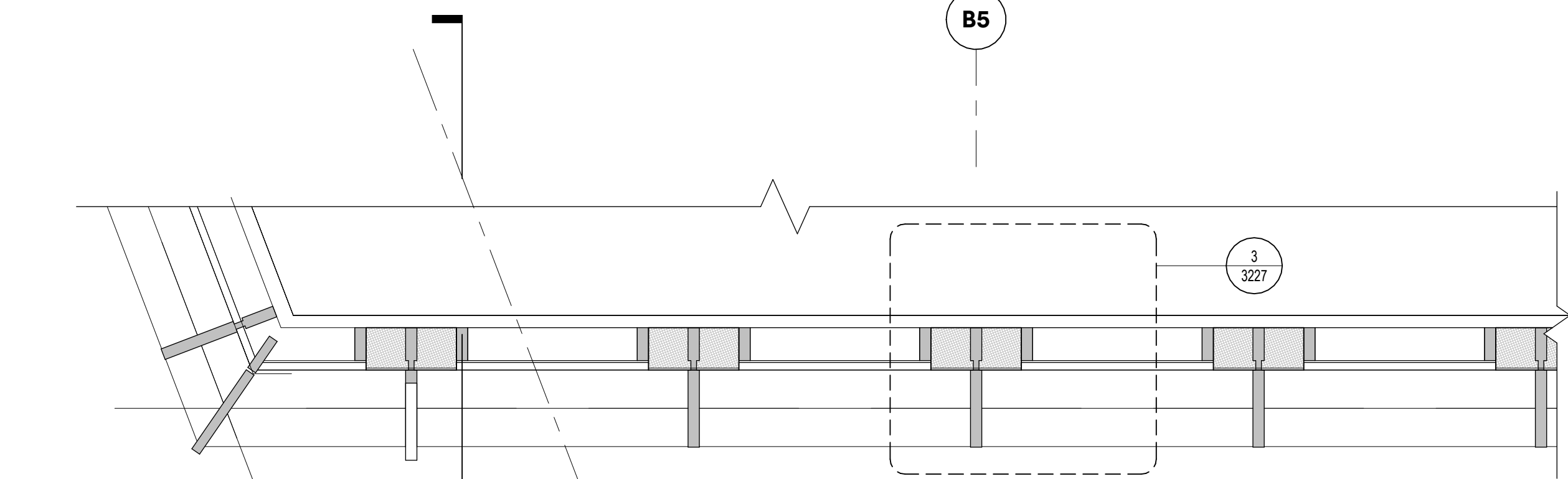
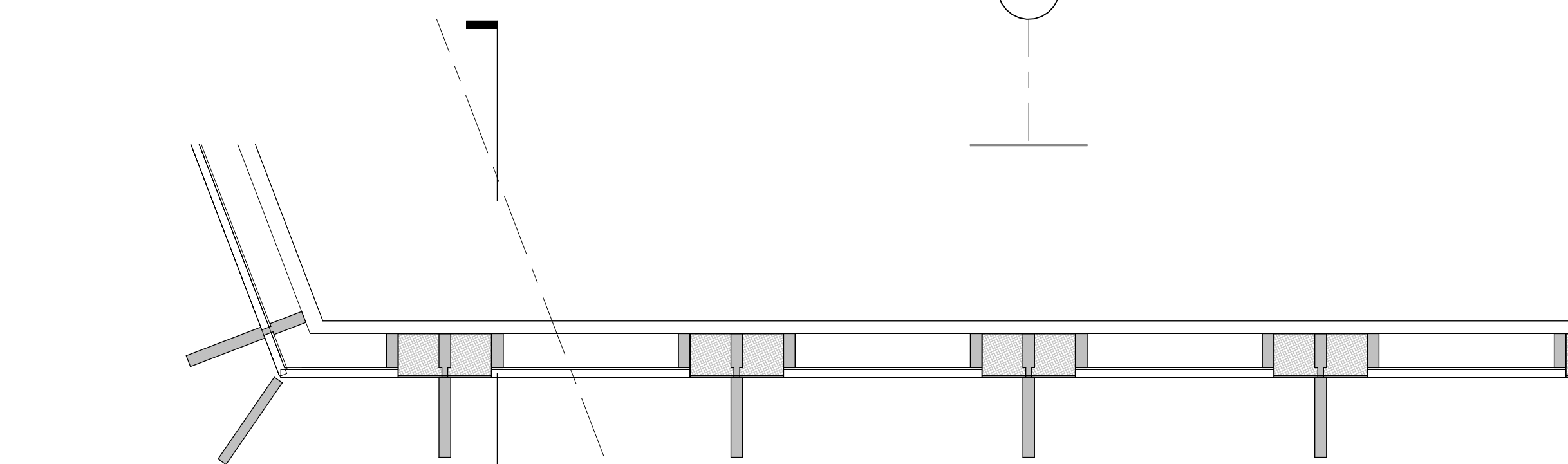


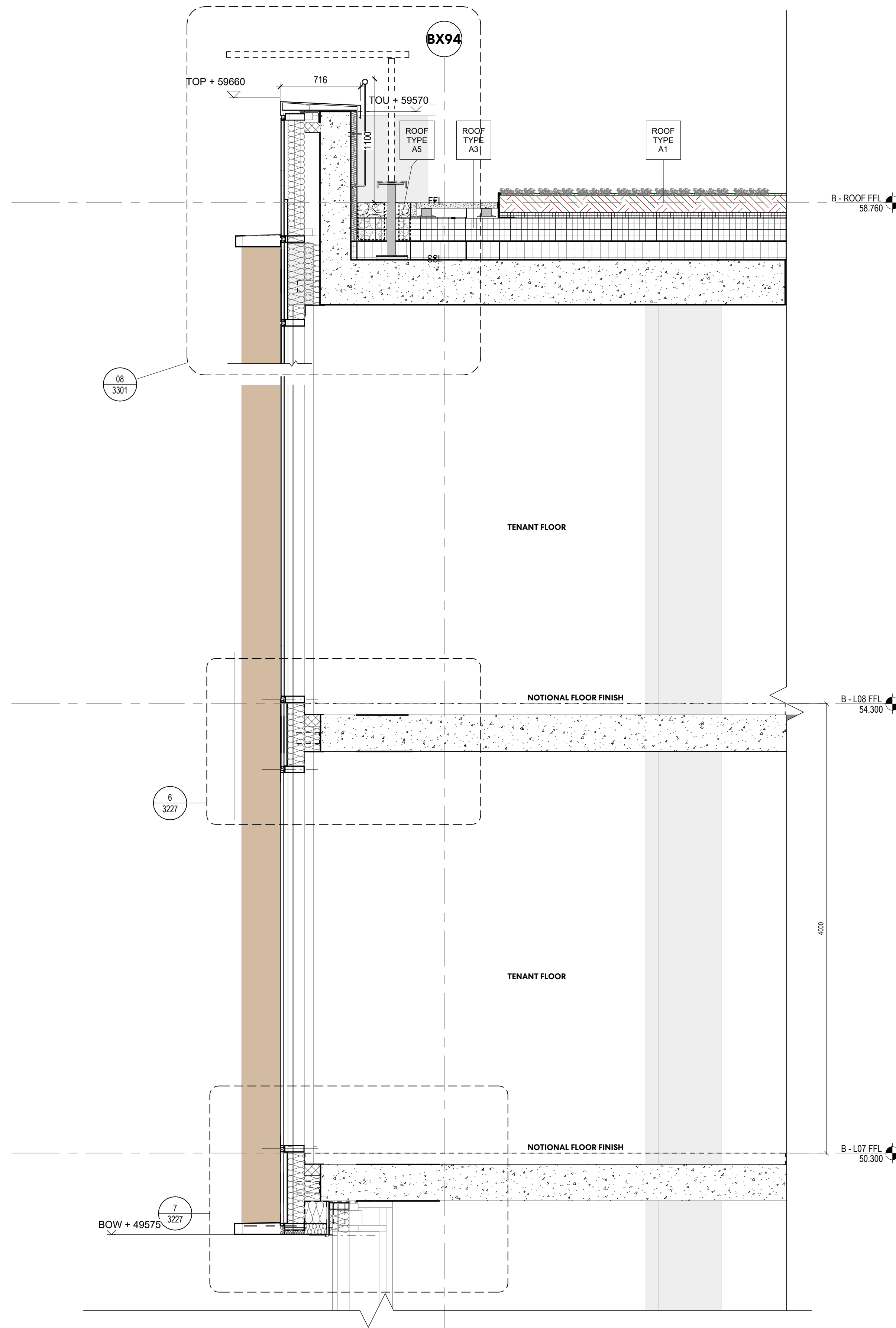
4 BAY STUDY 13 ELEVATION
1:25



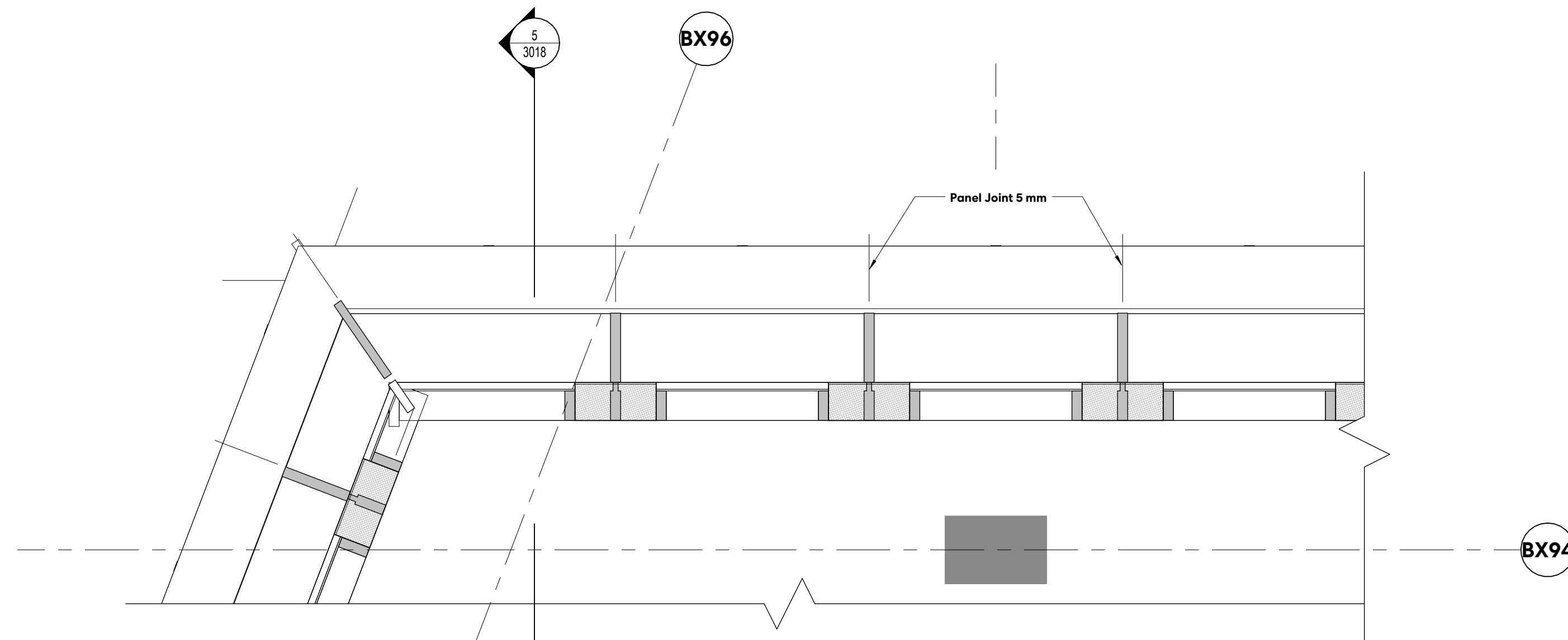
6 BAY STUDY 13 PLAN AT LEVEL 07
1:25



7 BAY STUDY 13 RCP AT LEVEL 08
1:25



5 BAY STUDY 13 SECTION
1:25



8 BAY STUDY 13 RCP AT LEVEL 07
1:25

NOTE:
DESIGN INTENT DRAWINGS ONLY. DESIGN OF THE CURTAIN WALL SYSTEM IS TO SPECIALIST SUB-CONTRACTOR DESIGN.
SEE SPECIFICATION A3.25 TO 20 B5 AND PATRICK RYAN DETAILS AND SPECIFICATION.
DETAILS SHOWN INDICATIVELY - ALL TO BE WORKED UP BY THE SPECIALIST SUB-CONTRACT DESIGNER. ALSO REFER TO THE
INDICATIVE DETAILS FROM PATRICK RYAN ASSOCIATES AS GENERAL GUIDANCE.

Perkins&Will

150 Holborn
London
EC1N 2NS
t +44 20 7466 1000
f +44 20 7466 1050
www.perkinswill.com

NOTES

Drawing indicates design intent only.

All information, areas, dimensions and datum levels are subject to detailed survey, detailed design and investigative work.

Do not scale from the drawing.

This drawing is the property of Perkins&Will UK Ltd. No disclosure or copy of it may be made without the written permission of Perkins&Will UK Ltd.

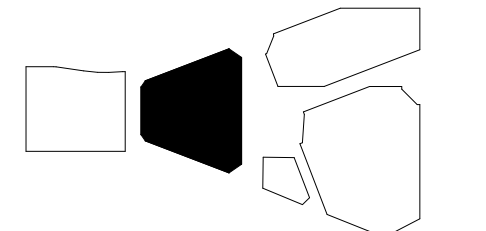
Note: External finish ground levels and build up are shown indicatively - refer to Landscape Architects information

Note: Indicative junctions shown, please refer to Typical Detail drawing series A-32 and A-33 for further information

PROJECT

TRIBECA
Reef Group
PLOT B - THE REFLECTOR

KEYPLAN



ISSUE CHART

POI	Stage 4 Issue - Tender	10/05/24
DATE	DATE	DATE
Date	19 / 08 / 22	
Job Number	322406	
Scale	1:25	
Drawn	LR	
Checked	DS	
Approved	PD	
CDE STATUS		

STAGE 04 - TENDER

TITLE
EXTERNAL WALL
DETAILS - BAY STUDY
13

SHEET NUMBER	
TRI PWA B1 ZZ DR A 3018	
PROJECT AUTHOR CHECKED LEVEL TYPE SCALE NUMBER	
CDE STATUS CODE	REVISION
S3	P01

Copyright © 2023 Perkins+Will